



# Owner's manual

# ECOFLO<sup>®</sup>

Compact biofilter



Made in  
Quebec



Certified  
to NSF/ANSI  
standard  
40 & 245



Certified  
to CAN/BNQ  
standard  
3680-600



Certified  
to BNQ  
standard  
NQ 3680-910

---

**IF YOU NEED ASSISTANCE, PLEASE CALL PREMIER TECH WITH  
YOUR ECOFLO COMPACT BIOFILTER MODEL\* :**

*\*Your septic plan or your designer can provide this information.*

## TABLE OF CONTENTS

<b>PREAMBLE .....</b>	<b>3</b>
<b>1. Operating principle .....</b>	<b>3</b>
1.1 Primary treatment .....	3
1.2 Advanced secondary treatment .....	3
1.3 Tertiary treatment .....	3
<b>2. Operating guidelines .....</b>	<b>4</b>
2.1 Warranty startup .....	6
2.2 Owner's responsibility .....	6
2.3 About the air vent of your home .....	6
<b>3. Maintenance .....</b>	<b>6</b>
3.1 Primary treatment .....	6
3.2 Effluent filter .....	7
3.3 Ecoflo compact biofilter .....	7
3.4 Particularities of the Ecoflo compact biofilter with 100% coco filter .....	8
<b>4. Ecoflo compact biofilter with pump .....</b>	<b>8</b>
4.1 Visual and audio alarm system .....	8
4.2 Electrical connections .....	9
<b>5. What to do in case of .....</b>	<b>9</b>
5.1 An activated alarm .....	9
5.2 A prolonged power failure .....	9
5.3 Flooding .....	9
5.4 Backflow .....	10
5.5 Odours .....	10
<b>Appendix 1   Certificate of warranty for Ecoflo compact biofilter .....</b>	<b>11</b>
<b>Appendix 2   Ecoflo compact biofilter models .....</b>	<b>13</b>
<b>Appendix 3   Installation diagrams .....</b>	<b>14</b>
<b>Appendix 4   Notice of ownership change .....</b>	<b>15</b>
<b>Appendix 5   Annual maintenance program and warranty activation form .....</b>	<b>17</b>



# Owner's manual | Ecoflo® compact biofilter — Québec

Congratulations on purchasing the **Ecoflo compact biofilter**!

Here at Premier Tech Water and Environment, we are passionate about protecting our water sources and preserving our planet for future generations. When you choose the Ecoflo compact biofilter, you are choosing to help us make that difference!

This manual contains information on the operation, operation guidelines, maintenance, and warranties on your Ecoflo compact biofilter.

## 1. OPERATING PRINCIPLE

In Quebec, residential on-site wastewater treatment systems must comply with the *Regulation respecting wastewater disposal systems for isolated dwellings (Q-2, r.22)*. These systems are designed to protect public health and the environment by treating wastewater before it is released into the environment. There are four treatment levels: primary, secondary, advanced secondary, and tertiary treatment.

### 1.1 PRIMARY TREATMENT

The primary treatment system consists of a primary or septic tank. The primary/septic tank clarifies wastewater by letting suspended solids settle to the bottom and by retaining floating matter to avoid clogging downstream components. **All septic tanks must comply with BNQ Standard 3680-905 and must be equipped with an effluent filter or a primary reactor that is compliant with the same standard.** Certain "PACK" models are configured as single units that combine primary treatment and Ecoflo compact biofilter units with 100% coco filters. The primary/septic tanks of installations that include Ecoflo compact biofilter units with 100% coco filters and UV disinfection units or FDi disinfection filters must be equipped with a flow equalizer in addition to an effluent filter.

For more information on the operation, operating guidelines, maintenance, and warranties of Premier Tech primary/septic tanks with Premier Tech effluent filters, please refer to these systems' owner's manuals, which can be found at [PT-WaterEnvironment.com](http://PT-WaterEnvironment.com).

### 1.2 ADVANCED SECONDARY TREATMENT

Primary-treated wastewater enters the Ecoflo compact biofilter and gathers in the tipping bucket. The tipping bucket scatters wastewater evenly on either side of the central support. Both sides are equipped with specially designed plates that evenly distribute wastewater across a filtering medium made of peat and coconut husk fragments or 100% coco. Wastewater then trickles through the filtering medium. Treated effluent is sent downstream for further treatment or final dispersal.

**The Ecoflo compact biofilter system is certified under NQ Standard 3680-910 and is an advanced secondary level treatment (Class III).**

An Ecoflo compact biofilter system's operating principle allows the system to be used continuously or intermittently without requiring any special precautions or affecting treatment quality. In most cases, no specific action from the owner is required to start the system.

### 1.3 TERTIARY TREATMENT

When required, the Ecoflo compact biofilter system can be combined with a Premier Tech disinfection filter (FDi) or UV disinfection unit (DiUV) to reduce pathogens, or with a Premier Tech phosphorus removal unit (DpEC) to reduce phosphorus concentrations.

**The FDi, DiUV, and DpEC systems are certified under NQ Standard 3680-910 and are tertiary level treatments with disinfection (Class V) or phosphorus removal (Class IV).**

For more information on the operation, operating guidelines, maintenance, and warranties of Premier Tech's FDi, DiUV, and DpEC systems, please refer to their respective owner's manuals, which can be found at [PT-WaterEnvironment.com](http://PT-WaterEnvironment.com).

---

## 2. OPERATING GUIDELINES

**Type of wastewater that can be treated by an Ecoflo compact biofilter:** domestic wastewater (for example, wastewater from isolated dwellings).

Never discharge the following products into sinks, toilets, or directly into your septic system:

- oil and grease (motor oil, cooking oil, etc.)
- wax and resins
- paints and solvents
- any kind of petroleum product
- any kind of pesticide
- any kind of septic tank additive
- anything not easily biodegradable (for example, coffee beans, cigarette butts, sanitary napkins, tampons, condoms, cotton swabs, etc.)
- pharmaceutical products
- cleaners for pipes or pipelines
- any kind of toxic substance
- household cleaning products that are unsafe for your septic system



### Premier Tech Water and Environment strongly recommends the following precautions:

- NEVER open or go inside the primary/septic tank or the Ecoflo compact biofilter.
- Keep all lids of the septic system accessible at all times. Never cover them with mulch, dirt, or any permanent structure (patio, swing set, shed, etc.). Otherwise, our maintenance partner will not be able to conduct your annual maintenance.
- Once landscaping is complete, your septic installation's lids must exceed the final soil surface by 50 mm (2") and must respect the minimum distances for Ecoflo compact biofilter lids (see table on the next page). Ensure that runoff water flows away from the lids to reduce the risk of infiltration into the system.
- NEVER install a riser on a fibreglass open bottom or polyethylene Ecoflo compact biofilter unit with a separate pumping vault access. This could damage the unit because of excess weight and void your warranty.
- NEVER install more than one extra 150 mm (6") riser on a polyethylene Ecoflo compact biofilter with only a main access. This also applies to the two primary/septic tank accesses in PACK configurations. Only use Premier Tech products. Failure to follow these recommendations could damage the unit, create a dangerously confined space for the service partner during annual maintenance, and void your warranty.
- NEVER install more than one riser on a concrete Ecoflo compact biofilter unit. Only use Premier Tech products. This would create a dangerous confined space for the service partner during annual maintenance and void your warranty.
- The installation of the fibreglass Ecoflo compact biofilter with 100% coco filter combined with a compact sand filter is not permitted in low permeable soils.
- The maximum distance between the compact sand filter and the absorption bed area limit is 2.6 m (8' 6").
- NEVER plant trees within 3 m (9' 10") of the fibreglass compact biofilter lid or within 2 m (6' 6") of the absorption bed. Tree roots could grow and damage your septic installation.
- NEVER connect a drain pipe, roof gutter, sump pump, or air conditioner drain to your septic system.
- NEVER discharge content or water from a spa or pool into your septic system.
- NEVER discharge wastewater from a recreational vehicle (camping trailer, caravan, etc.) into any of the components of your septic system.
- NEVER use automatic toilet bowl cleaners.

- ALWAYS keep the surface of the Ecoflo compact biofilter lid free of any accumulated material. Ensure the lid is safely kept away from snow, backfill, landscaping material, rocks, the bottom of a slope, an embankment or retaining wall, etc. **See minimum distances to respect in table below.** Ignoring these may result in damage to your unit and void your warranty.

#### Minimum distances to Ecoflo compact biofilter lids

Shell type	Minimum distance to respect
Fibreglass	5 m (16' 5")
Polyethylene	4 m (13' 1")
Concrete	2 m (6' 6")

- NEVER drive a vehicle or place objects weighing more than 225 kg (500 lb) too close of the lid of your Ecoflo compact biofilter. **See minimum distances to respect in table above.** If you are planning landscaping or any other type of property work (for instance, snow removal, lawn mowing, excavation, etc.), **ensure everyone involved knows** the location of your septic system components to avoid damaging them. Premier Tech recommends keeping track of where your septic system components are located.

#### Water softener

Premier Tech recommends the following steps if you need or already own a water softener system.

Start with a water test:

- Have your drinking water analyzed by an accredited laboratory (physicochemical and aesthetic analyses).
- Have a drinking water treatment professional design your system based on the results of these analyses.
- Ensure that the system you install complies with NSF/ANSI standard 44.

To reduce the frequency of backwash, the volume of water required, and the amount of salt used, we recommend that you:

- Use a demand-initiated regeneration (DIR) water softener system.
- Avoid all-in-one solutions and choose drinking water treatments according to the specific contaminants to be removed (for example, filtering for iron, manganese, etc.).
- Use an upflow softener system.
- Use less than 91 kg of salt/m<sup>3</sup> (6 lb of salt/ft<sup>3</sup>) of resin if you use a downflow softener system.
- Have a professional calibrate your system to ensure optimal performance.
- Follow the instructions in your system's operation and maintenance guide.

Ensure your drinking water professional coordinates with a Premier Tech Water and Environment expert, who will assist you with your project.

**By respecting these guidelines, you contribute to the proper operation of your septic system and help prolong the life of your Ecoflo compact biofilter's filtering medium. Failure to abide by these guidelines may result in voiding your warranty at Premier Tech's discretion.**

---

## 2.1 WARRANTY STARTUP

The system's warranty is effective immediately upon purchase. Should the start-up be delayed, it is the customer's responsibility to inform Premier Tech or a qualified third party as referred to in section 1x.2) of the *Regulation respecting wastewater disposal systems for isolated dwellings (Q-2, r.22)* about it so that the first maintenance, which is included in the purchase price, is postponed. If the first maintenance has been performed prior to the client's call, Premier Tech reserves the right to decide whether another maintenance, free of charge or not, will be carried out the following year. No request for delayed start-up will be accepted any later than one year after the purchase date without it affecting the product's warranty.

## 2.2 OWNER'S RESPONSIBILITY

The owner must respect all existing laws and regulations regarding the system's effluent quality and its discharge into the environment. Check your requirements regarding the operation and maintenance of your system with your local regulators.

As a complement to your installation, Premier Tech offers an annual maintenance program to homeowners. Maintaining the filtering medium of your Ecoflo biofilter every year preserves your system's lifespan and avoids premature refurbishments. Additionally, your installation's valid warranty is predicated on yearly maintenance visits. Most septic systems must be maintained yearly, as per local regulations.

## 2.3 ABOUT THE AIR VENT OF YOUR HOME

Your home must be equipped with an air vent that is in proper working condition. All plumbing must comply with applicable building code standards in your location. Also note that, as mentioned in Section 14 (Ventilation) of the *Regulation respecting wastewater disposal systems for isolated dwellings (Q-2, r.22)*, "A septic tank referred to in section 10 or section 11 must be ventilated by an air duct with a diameter of at least 100 mm (4") or be connected to the air vent of the isolated dwelling being served." Premier Tech strongly recommends using a pipe with a 100 mm (4") diameter for the air vent.

Any change in the use of your home or any modification to your Ecoflo compact biofilter must be authorized by local authorities, and Premier Tech must be advised. Failure to meet this requirement may result in voiding your warranty.

# 3. MAINTENANCE

## 3.1 PRIMARY TREATMENT

It is essential that you comply with the requirements for septic tank maintenance described in the *Regulation respecting wastewater disposal systems for isolated dwellings (Q-2, r.22)*. Having your primary/septic tank emptied on a regular basis will help maintain your septic system's optimal performance.

Your primary/septic tank should be pumped out every two to four years, or whenever the level of sludge measured exceeds the total height of water in the tank by two-thirds. This helps maintain your septic system's performance. Every primary/septic tank and effluent filter shall be inspected and maintained as prescribed by local regulations. A local service provider is qualified to perform this procedure.

Residential garbage disposal units or sewage pumps can increase the accumulation of sludge in your septic tank. If your home is equipped with one of these, Premier Tech strongly recommends emptying your primary/septic tank more frequently.

To have complete records of maintenance performed on your septic system, we recommend keeping any invoices within the owner's manual as proof of maintenance.

### 3.2 EFFLUENT FILTER

Under normal operating conditions, as described in this manual, an effluent filter that complies with BNQ Standard 3680-905 should operate efficiently for many years. It must be cleaned every time the primary/septic tank is emptied. A service partner or qualified third party as referred to in section 1x.2) of the *Regulation respecting wastewater disposal systems for isolated dwellings (Q-2, r.22)* can do this during annual maintenance. Ecoflo compact biofilter units with 100% coco filters that use a UV disinfection unit or a FDi disinfection filter must also have their flow equalizers cleaned to remove particles or any other residue that may have stuck to the surface.

**IMPORTANT: Primary/septic tanks can be emptied in several ways that can be classified into two categories: complete emptying and selective emptying.**

1. Complete emptying is the process of completely pumping the contents of the primary/septic tank. If performed properly, the primary/septic tank will be completely empty when the vacuum truck leaves the site. If you have a plastic primary/septic tank, make sure to fill it with water once the emptying and maintenance (if required) is complete.
2. Selective emptying is divided into two sub-categories: with a filter (or recycled) and without a filter. The method with a filter requires a specialized truck that separates solids from wastewater and retains them. The mechanically-clarified water is then returned to the primary/septic tank. The selective method without a filter allows the solids to settle inside the truck before the water is returned to the primary/septic tank. As such, to ensure the Ecoflo compact biofilter continues to perform optimally, it is very important to ensure that the water returned to the primary/septic tank has been properly clarified and contain very little or no suspended solids.

We also recommend to contact one of Premier Tech's local partners. The local partner will assist you and verify that the work completed answers your specific needs and that it protects your Ecoflo compact biofilter.

### 3.3 ECOFLO COMPACT BIOFILTER



As stipulated in section 3.3. (Maintenance contract) and section 87.10 (Installation, use and maintenance) of the *Regulation respecting wastewater disposal systems for isolated dwellings (Q-2, r.22)*: “The owner of a treatment system referred to in sections 11.1, 16.1, 87.7 or 87.13 must have a binding contract with the system manufacturer, the manufacturer’s representative or a qualified third person in which it is stipulated that minimum annual maintenance will be performed on the system so as to achieve the expected system performance. The owner of the system must deposit a copy of the contract with the local municipality in which the building or site served by the treatment system is situated.” (3.3) “Every advanced secondary treatment system must be installed, used and maintained so as to achieve the expected system performance.” (87.10)

Annual maintenance is important to ensure optimal performance of your Ecoflo compact biofilter and essential to maintain its warranty. Therefore, your system must be serviced annually for the duration of its life cycle.

Annual maintenance is performed by a Premier Tech local network partner or by a qualified third party as referred to in section 1x.2) of the *Regulation respecting wastewater disposal systems for isolated dwellings (Q-2, r.22)*. The service includes a visual inspection of all components, a test of the system's treatment performance, and maintenance of the filtering medium to maximize its lifespan. Please ensure that your system's lid is easily accessible for maintenance. Never cover or bury the Ecoflo compact biofilter's lid. After each inspection, you will be given a maintenance record. We recommend that you keep it in this manual.

Contact Premier Tech or the qualified third party that performed the maintenance to obtain a detailed maintenance report.

At the end of its ten year life span, the filtering medium is analyzed by one of our authorized agents. If the filtering medium is in proper condition and the operating guidelines have been respected, it may be possible to use the filtering medium for an additional year before having it refurbished. However, your Ecoflo compact biofilter's filtering medium must be refurbished before the system's treatment capacity and performance begin to deteriorate. The filtering medium can be easily pumped out by a vacuum truck designed to empty septic tanks. The new filtering medium is then installed by an authorized agent.

To know more about the maintenance of your Ecoflo compact biofilter, refer to your maintenance agreement. For help or more information, please contact Premier Tech Water and Environment at 1 800 632-6356 or visit our website at [PT-WaterEnvironment.com](http://PT-WaterEnvironment.com).

### 3.4 PARTICULARITIES OF THE ECOFLO COMPACT BIOFILTER WITH 100% COCO FILTER

#### Integrated dosing device

The Ecoflo compact biofilter with 100% coco filter may sometimes be equipped with an integrated dosing device that uses no energy to direct flow to the sand filter's distribution area. This integrated dosing device accumulates a sufficient volume of water to feed the sand filter. The device empties quickly once its maximum capacity is reached. The integrated dosing device must be inspected visually on an annual basis to ensure its proper functioning.

#### Compact sand filter

Compact sand filter maintenance is limited to a visual inspection to ensure its proper functioning.

## 4. ECOFLO COMPACT BIOFILTER WITH PUMP

Some Ecoflo compact biofilter units have a pumping station (integrated or separate) that directs treated effluent to an appropriate dispersal area according to local regulations. The electro-mechanical components are included in this system.



### 4.1 VISUAL AND AUDIO ALARM SYSTEM

The pumping station is equipped with a high-water level float connected to an alarm system. This alarm system must be installed inside the residence.

The alarm activates along with a red light when the water level in the Ecoflo compact biofilter is unusually high. If the alarm activates, contact Premier Tech at the number inscribed on the panel. We offer a 24/7 service. This incident must be dealt with promptly. To turn off the alarm, press the **"SILENCE"** button.



The “**TEST**” button lets you check if the alarm system is working properly. During a test, you should see the red indicator light up and hear the alarm.

In the event of a power failure, the alarm system continues to function on an emergency 9 V alkaline battery (not supplied). Using a rechargeable battery is not recommended.

NOTE: Replace the emergency battery every 12 months, each time the alarm is activated, or whenever there is a power failure. If the battery is weak, the system will beep every minute. Replace the battery immediately when this occurs.


To replace the 9 V battery:

- Disconnect the alarm box and remove it from the wall (the battery must be inserted on the side of the box).
- Open the cover of the 9 V battery compartment and replace the battery with a 9 V alkaline battery.
- Close the cover, reinstall the box on the wall, and reconnect it.
- If the alarm is activated, press the “**RESET/TEST**” button to initialize it.

## 4.2 ELECTRICAL CONNECTIONS

All electrical connections must be done by a **certified electrician**. Using seal connectors is mandatory. Premier Tech recommends installing the power box on top of the pumping station’s insulating board to avoid any issues with humidity.

Use two separate circuit-breakers, one to operate the pump and the other to connect the alarm box. Do not connect anything else to these circuit-breakers (for example, a household appliance). They must be used exclusively for the pump and the alarm box. In the case of commercial, community, institutional, or municipal application, refer to your Premier Tech project manager.



Electrical junction box

## 5. WHAT TO DO IN CASE OF...



### 5.1 AN ACTIVATED ALARM

If an alarm is activated, unrelated to a power failure, contact Premier Tech so the problem can be identified and corrected.



### 5.2 A PROLONGED POWER FAILURE

If a winter power failure is prolonged or if you are planning to shut down your system, protect the components of your septic system against freezing.

If one of these situations occurs, or If you have any questions about restarting your system, contact Premier Tech.



### 5.3 FLOODING

Certain sites are prone to flooding or to rises in groundwater levels. This can lead to a malfunction in your septic system or alter the performance of your Ecoflo compact biofilter. If this happens, contact Premier Tech.



#### 5.4 BACKFLOW

Backflow rarely occurs. If it does, the primary/septic tank is usually the cause. Your primary/septic tank installer or primary/septic tank pumper can typically take care of the situation.



#### 5.5 ODOURS

All septic systems are apt to generate gases and odours. The position of the air vent, as well as other factors unrelated to the Ecoflo compact biofilter itself, can prevent septic gases from dispersing properly and lead to odours. If this happens, contact Premier Tech to help identify the problem.

**If you have any questions or comments, do not hesitate  
to contact Premier Tech at +1 800 632-6356**



#### PT Water and Environment

+1 800 632-6356

[info.ptwe.na@premiertech.com](mailto:info.ptwe.na@premiertech.com)

[PT-WaterEnvironment.com](http://PT-WaterEnvironment.com)



The information contained in this document was up-to-date and consistent with the information available at the time of publication. Premier Tech Ltd and its affiliated companies make no warranties or representations as to its accuracy. Because of its continuous improvement policy, Premier Tech Ltd and its affiliated companies reserve the right to change and/or discontinue the manufacture of any product and/or modify technical data and prices, for any reason whatsoever and at its sole discretion, without further notice and without liability to anyone in this regard. ECOFLO®, PREMIER TECH® and PREMIER TECH & DESIGN™ are trademarks of Premier Tech Ltd or its affiliates. For current data regarding all patent application(s) and patent(s) for this product or any part thereof, consult the website [patentmarking.premiertech.com](http://patentmarking.premiertech.com), with the following references: 1596, 2777, and 8296.

© 2023 Premier Tech Ltd. All rights reserved.

# APPENDIX 1 | CERTIFICATE OF WARRANTY FOR ECOFLO COMPACT BIOFILTER

## 1. Preamble

Premier Tech Technologies Ltd. (hereinafter called "Premier Tech") is proud to provide its customers with an exclusive wastewater treatment system protected by an innovative warranty. For the application and interpretation of this warranty, "Ecoflo" refers to Ecoflo compact biofilter or Ecoflo compact biofilter with 100% coco filter, "Customer" shall mean the person who has purchased an Ecoflo product (hereinafter called "Initial Purchaser"), for a residential installation only, as well as any subsequent purchaser (hereinafter called "Subsequent Purchaser(s)"), in accordance with the provisions of section 8 of this warranty. "Successor(s)" shall mean any other person legally entitled to exercise the same rights as the Customer.

For a commercial, community, institutional or municipal installation, please refer to your treatment system warranty provided by your Premier Tech project manager.

## 2. Nature of the warranty

### 2.1. Ecoflo compact biofilter

Premier Tech warrants (parts and labour) to the Customer that the filtering medium of the Ecoflo compact biofilter will work properly – including treatment performance and the absence of clogging and excess sludge that could negatively affect system performance – for a period of ten (10) years. This warranty applies from the date of purchase by the Initial Purchaser (proof of purchase required), provided the primary/septic tank installed upstream from the Ecoflo compact biofilter is equipped with an effluent filter that complies with the regulations.

Premier Tech also warrants the Ecoflo compact biofilter shell and other components (parts and labour), except for the pump, floats, alarm box, and junction box as described in section 2.2 below, for a period of ten (10) years from the date of purchase by the Initial Purchaser (proof of purchase required).

Premier Tech warrants the filtering sand used for compact sand filter (parts and labour) for a period of ten (10) years from the date of purchase by the Initial Purchaser (proof of purchase required), provided that the sand used complies with specifications described in the installation guide.

### 2.2. Pump, floats, alarm box, and junction box

The pump, floats, alarm box, and junction box included with the Ecoflo compact biofilter are guaranteed for three (3) years (parts and labour), from the date of purchase by the Initial Purchaser (proof of purchase required).

Premier Tech's conventional Warranty is expressly limited to the text of this Certificate and is valid only if the Ecoflo compact biofilter was installed in accordance with applicable regulations and with the manufacturer's recommendations.

## 3. Notice

For this Warranty to be valid, the Customer must notify Premier Tech in writing immediately upon the appearance of any indication of an anomaly or irregularity in design or operation of the Ecoflo compact biofilter.

Such notice shall be mailed to Premier Tech's Head Office at 1, avenue Premier, Rivière-du-Loup, Quebec, G5R 6C1, CANADA, by facsimile at (418) 862-6642 or by email at [info.ptwe.na@premiertech.com](mailto:info.ptwe.na@premiertech.com).

Upon receipt of this notice, Premier Tech shall examine the situation and, if necessary, take appropriate corrective measures in accordance with the terms of this Warranty.

## 4. General exclusions

The following damages or problems are excluded from the Warranty:

- Any damage or problem caused by a fortuitous event or "force majeure", such as, without limiting the generality of for the ongoing, an earthquake, a flood, frost, hurricane, landslide, explosion or dynamiting, raising of the water table level;
- Any damage or problem caused by the fault or act of a third party including, without limiting the generality of the foregoing, the execution of landscaping work;
- Any damage or problem arising from a defective installation of the Ecoflo compact biofilter;
- Any damage or problem arising from any installation, modification, correction, or addition to the treatment system carried out after installation of the Ecoflo compact biofilter without prior written approval from Premier Tech;
- Any damage or problem caused by the use of a septic tank that does not comply with the applicable regulations and/or with Premier Tech's specifications, as described in the owner's manual;
- Any damage or problem, if it is shown that the usage of the Ecoflo compact biofilter was not in accordance with the instructions and guidelines described in the owner's manual;
- Any damage or problem, if the maintenance of the Ecoflo compact biofilter was not carried out by a person authorized by Premier Tech or by a qualified third party as referred to in section 1x.2) of the *Regulation respecting wastewater disposal systems for isolated dwellings* (Q-2, r.22);

- Any damage or problem caused by an omission or act of the Customer or the Customer's Successors including, without limiting the generality of the foregoing, refusal to allow access to the system for maintenance;
- Any damage or problem, if it is found that the Customer or the Customer's Successors have modified or changed the use of the property serviced by the Ecoflo compact biofilter resulting in the alteration of the nature or quality of wastewater being treated and/or that constitutes a violation of the applicable regulations;
- Any damage or problem caused by and/or resulting from the work carried out to access to the Ecoflo compact biofilter, including, without limiting the generality of the foregoing, excavation, snow removal, or demolition;
- Any damage or problem resulting from the condition of the site or of the soil and not reported or not properly reported to Premier Tech by the Customer or the person undertaking the site investigation.

## 5. Particular exclusions

It is further expressly understood that the Customer may not carry out or cause to be carried out any repair or verification of the Ecoflo compact biofilter sold to him before notifying Premier Tech in accordance with the provisions of section 3 of this Warranty and before Premier Tech has visited the site, within a reasonable time following receipt of said notice, to assess the situation.

It is also expressly understood that the Customer may not modify or carry out any corrective measures whatsoever to the Ecoflo compact biofilter sold to him before notifying Premier Tech, in accordance with the provisions of section 3 of this Warranty, and before Premier Tech has visited the site, within a reasonable time following receipt of said notice, to assess the situation.

If the Customer carries out or repairs to be carried out or attempts to repair or to apply corrective measures of any kind whatsoever to the Ecoflo compact biofilter sold to him without prior authorization by Premier Tech, this Warranty shall be considered null and void and Premier Tech shall be considered completely discharged from any and all of its obligations under this Warranty.

This section does not restrict the Customer from having the manual maintenance of the Ecoflo biofilter performed by a qualified third party as referred to in section 1x.2) of the *Regulation respecting wastewater disposal systems for isolated dwellings* (Q-2, r.22).

## 6. Indemnities and damages

Subject to the application of the provisions and exclusions provided for in this Warranty, Premier Tech's liability and obligations regarding any corrective measure carried out or any attempt to correct an indicated problem shall be limited to replacing the filtering medium and/or one or several components of the Ecoflo compact biofilter and to supplying the required labour, if applicable.

## 7. Limitation of liability

Premier Tech's compensation or indemnification obligation shall be limited to the provisions of section 6 of this Certificate of Warranty and Premier Tech shall not be held liable for any other damage or loss that may have been suffered or incurred by the Customer or any third party in connection with the Ecoflo compact biofilter, its parts, and/or components which originate thereof.

No additional warranty, express or implied, hence excluding any direct or indirect consequential damages (not limited to but including third parties loss) concerning the design, sale, or use of the Ecoflo compact biofilter and/or services provided by Premier Tech is hereby granted. Premier Tech's liability under its warranty obligation shall in no case exceed the cost of the Ecoflo compact biofilter.

## 8. Transfer of ownership

In the event of transfer of ownership, sale, assignment, or disposal in any way whatsoever of the Customer's property to a third party, this Warranty shall continue to apply if and only if the Subsequent Purchaser or the Successor confirms, by forwarding the attached "Notice of New Property Owner" to Premier Tech within a reasonable delay, that he/she is the new owner of the property, he/she understands and is aware of the content of this Certificate of Warranty and accepts its terms and conditions.

The person who proceeds with the transfer, sale, assignment, or disposal of any way whatsoever of the property undertakes to hand over to the Subsequent Purchaser or the Successor the Certificate of Warranty provided upon completion of the work, as well as the Owner's Manual and, if applicable, the Maintenance and Environmental Monitoring Program for the Ecoflo compact biofilter.

Failure to abide by the terms and conditions of section 8 of this Certificate of Warranty may, at Premier Tech's discretion, render it invalid or to be rejected.

---

## 9. Inspection

The Customer and/or the Customer's Successors shall allow Premier Tech or its duly authorized representatives to carry out all necessary monitoring and inspections, as required, for implementation of this Warranty.

If the Customer and/or the Customer's Successors notify Premier Tech of an alleged defect or malfunction of the Ecoflo compact biofilter and that, after inspection, it is found that no such defect or malfunction exists, or that such defect or malfunction is excluded from or does not apply to the Warranty, a minimum charge of \$200.00 plus direct expenses shall be paid by the Customer and/or the Customer's Successors for the cost of the inspection.

## 10. Interpretation

The terms and conditions of this Warranty shall be interpreted according to and governed by the provisions of this Warranty and the legislation in effect in the Province of Quebec.

## 11. Priority of the certificate of warranty

This Warranty supersedes any contract or understanding, written or verbal, entered into between the Customer and Premier Tech. In the event of contradiction between this Warranty and any other documents and/or contracts entered into between the Customer and Premier Tech, this Warranty shall prevail.

## 12. Purchasers and successors

Subject to the provisions of this Warranty and especially those of section 8, this Warranty shall continue to be valid for Subsequent Purchasers and Successors and shall continue to have full effect until the end of the agreed Warranty period provided for in section 2 of this Certificate.



## APPENDIX 2 | ECOFLO COMPACT BIOFILTER MODELS

### PRODUCT LINE

<div>ECOFLO</div> <div>Bedrooms      Hydraulic Capacity      Model</div>			SECONDARY ADVANCED		TERTIAIRY TREATMENT		
			Compact sand filter	Sand filter discharging into a watercourse	Passive disinfection filter (FDi)	Integrated UV disinfection (DiUV)	UV disinfection (DiUV) in separate tank
100% COCO FILTER							
2	1,080 L/d	EC-2.8	✓	✓	✓	✓	✓
3	1,260 L/d	EC-3.4	✓	✓	✓	✓	✓
4	1,440 L/d	EC-3.8	✓	✓	✓	✓	✓
		EC-4.1	✓	✓	✓	✓	✓
5 and 6	2,160 L/d	EC-5.7	✓	✓	✓	✓	✓
6+	2,500 L/d	EC-6.5	✓	✓	✓	✗	✓
	2,810 L/d	EC-7.3	✓	✓	✓	✗	✓
	3,240 L/d	EC-8.4	✓	✓	✓	✗	✓
BI-LAYER FILTER							
2	1,080 L/d	STB-500	✗	✗	✓	✗	✓
		ST-500	✗	✗	✓	✗	✗
3	1,260 L/d	STB-570	✗	✗	✓	✗	✓
4	1,440 L/d	STB-650	✗	✗	✓	✗	✓
		ST-650	✗	✗	✓	✗	✗
4+	1,620 L/d	STB-730	✗	✗	✓	✗	✓
		ST-730	✗	✗	✓	✗	✓
5	1,860 L/d	STB-840	✗	✗	✓	✗	✓

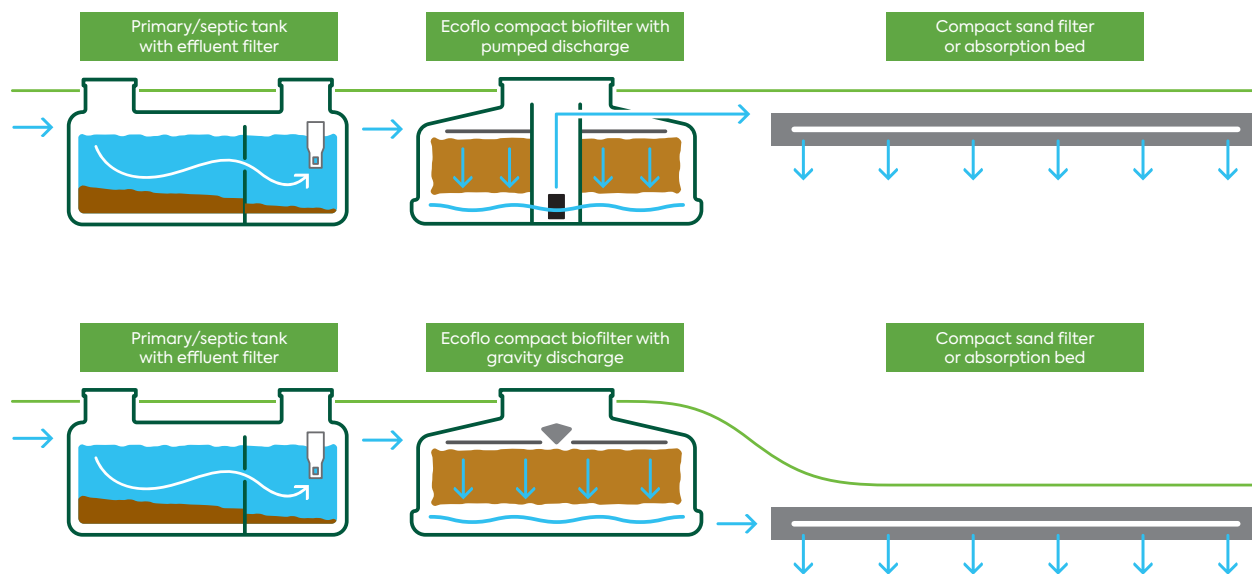
### COMPACT SAND FILTER FOR 100% COCO ECOFLO COMPACT BIOFILTER

Minimum surface area — with maximum hydraulic load of 150 L/m² per day

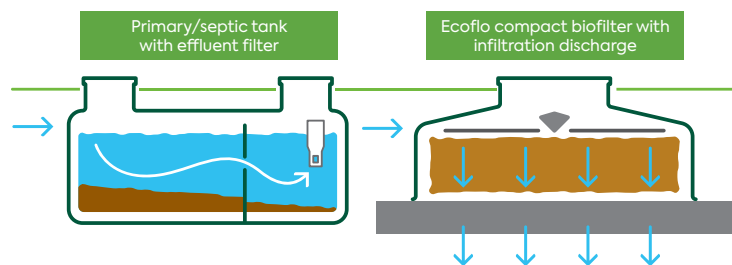
Bedrooms	Daily flow	Minimum surface area
2	1,080 L/d	7.2 m²
3	1,260 L/d	8.4 m²
4	1,440 L/d	9.6 m²
5	1,800 L/d	12.0 m²
6	2,160 L/d	14.4 m²
6+	3,240 L/d	21.6 m²

## APPENDIX 3 | INSTALLATION DIAGRAMS

### ECOFLO COMPACT BIOFILTER WITH COMPACT SAND FILTER OR ABSORPTION BED



### ECOFLO COMPACT BIOFILTER WITHOUT COMPACT SAND FILTER



## APPENDIX 4 | NOTICE OF OWNERSHIP CHANGE

THIS FORM MUST BE RETURNED TO PREMIER TECH WATER AND ENVIRONMENT

1, Premier avenue, Premier Tech Campus, Rivière-du-Loup, Quebec G5R 6C1  
or [info.ptwe.na@premiertech.com](mailto:info.ptwe.na@premiertech.com)

Have you recently sold or purchased a property where wastewater was treated by a Premier Tech system? Please complete the information below to the best of your knowledge to ensure a quick and accurate update of the client file.

<b>Name</b>				
<b>Indicate if you are</b>		<input type="checkbox"/> Former owner <input type="checkbox"/> New owner	<b>Premier Tech customer number</b>	
<b>Address of the site where Premier Tech's system is installed</b>				
Address	Street	City	Province/State	Postal code/Zip code
<b>Name of new owner</b>				
<b>Mailing address (if different from the site where the system is installed)</b>				
Address	Street	City	Province/State	Postal code/Zip code
<b>Language of correspondence</b>		<input type="checkbox"/> English <input type="checkbox"/> French	<b>Correspondence method</b>	
			<input type="checkbox"/> Email <input type="checkbox"/> Postal service	
<b>Phone</b>	(office)	<b>Phone</b>	(home)	<b>Email</b>
<input type="checkbox"/> I declare that the residence where a Premier Tech system is installed as indicated at the site address has changed or will change ownership on this date:  <b>Date</b> _____				
<b>If you are the FORMER owner</b>				
<input type="checkbox"/> I have provided the owner's manual and the system warranty certificate that is included with this document to the new owners. I informed them that local regulations require that the annual maintenance contract stipulating that maintenance must be performed on the system be renewed every year (no later than 31 December of each year) and that this is essential for them to benefit from the product's warranties and to ensure that the system complies with the regulations.				
<b>Signature</b> _____			<b>Date</b> _____	
<b>If you are the NEW owner</b>				
<input type="checkbox"/> I declare that I have received the manual owner's and the warranty certificate and agree to abide by their conditions. <input type="checkbox"/> I understand that annual maintenance for all treatment systems is required by local regulations and that I must renew my annual maintenance contract every year (no later than 31 December of each year) to benefit from the product's warranties and ensure that the system complies with the regulations.				
<b>Signature</b> _____			<b>Date</b> _____	






## APPENDIX 5 | ANNUAL MAINTENANCE PROGRAM AND WARRANTY ACTIVATION FORM

Dear Customer,

Congratulations on your acquisition of a Premier Tech system! To activate your warranty, please complete and return this document to Premier Tech. This document will also confirm your registration to our Annual Maintenance Program. As required by the local regulation in effect, your registration to the maintenance program must be renewed every year. Premier Tech or a local service contractor will perform the annual maintenance of your system. Please do not hesitate to contact us at **1-800-632-6356** or write to us at [info.ptwe.na@premiertech.com](mailto:info.ptwe.na@premiertech.com) if you have any questions.

<b>Customer's name</b>				
<b>Address of installation</b>				
Number	Street	City	Province/State	Postal code/Zip code
<b>Mailing address</b>				
Number	Street	City	Province/State	Postal code/Zip code
<b>Phone</b>		<b>E-mail</b>		
Home		Work		
<b>Language</b>		<b>Preferred means of communication</b>		
<input type="checkbox"/> English <input type="checkbox"/> French		<input type="checkbox"/> Email <input type="checkbox"/> Postal service		
<b>NPDES GP4 required</b>		<input type="checkbox"/> No <input type="checkbox"/> Yes (by checking this box, Premier Tech will cover the sampling service under additional fees)		
<b>Model</b>	<b>Quantity</b>	<b>Installation date</b>	<b>Serial number</b>	<b>Residence type</b> <input type="checkbox"/> New construction <input type="checkbox"/> Secondary
<input type="checkbox"/> Ecoflo compact biofilter				<b>Installation type</b> <input type="checkbox"/> Principal <input type="checkbox"/> Repair of existing system
<input type="checkbox"/> Ecoflo linear biofilter				
<input type="checkbox"/> Classic UV disinfection (DiUV)				<b>If waterfront</b> Please indicate if your property is not accessible by car, and, if so, by which means of transportation you will make available to have the maintenance visit done <input type="checkbox"/> Lake <input type="checkbox"/> Ocean <input type="checkbox"/> River <input type="checkbox"/> Boat <input type="checkbox"/> 4X4 <input type="checkbox"/> Air <input type="checkbox"/> Other _____
<input type="checkbox"/> Self-cleaning UV disinfection (DiUV)				
<input type="checkbox"/> Nitrogen reduction (ECDn)				
<input type="checkbox"/> Disinfection filter (FDi)				
<input type="checkbox"/> Phosphorus removal (DpEC)				
<input type="checkbox"/> Premier Tech sand filter				
<b>Soil test performed by</b>		<b>PREMIER TECH TECHNOLOGIES LTD</b>		
		Represented by  <b>Jean-Daniel Chabot</b> , North America Client Solutions Director		
<b>Plans designed by</b>		I declare having read the information contained in the Owner's Manual as well as the Premier Tech Maintenance Program and Agreement Terms & Conditions on back of this document. I understand this information, the scope of these conditions and my responsibilities as user of an onsite treatment system and I agree to adhere and annually renew the Annual Maintenance Program of Premier Tech as required by the local regulation in effect.		
<b>Installer</b>				
<b>Signed in</b>	<b>this</b>	<b>Owner's signature</b>		
City	Date			

### IMPORTANT REMINDER

According to certain regulations in effect, this document must be sent to your municipality as proof of registration with the Premier Tech Maintenance Program. Please inquire with your municipality.

## TERMS & CONDITIONS

### OBLIGATIONS OF PREMIER TECH

1. Premier Tech agrees, after all applicable fees have been paid by the User, to perform the maintenance services of the Treatment Systems and other components identified on the front of this document (hereinafter referred to as « Treatment Systems ») installed on the property of the User for a period of one (1) year or more as required by the regulation in effect. Please refer to the Maintenance section of the Owner's Manual for more details regarding what is included and excluded in the maintenance service of your Treatment System.
2. The maintenance of the Treatment System must be performed by Premier Tech, a representative of Premier Tech or a authorized third party.
3. The price of the annual maintenance Agreement must be paid to Premier Tech by the User and renewed annually by the User. These costs cover the services detailed in the Owner's Manual. This amount does not include the cost of purchase, installation, replacement or any repair required on a Treatment System not covered by the manufacturer as per the terms of the Warranty Certificate of the system inside the Owner's Manual.

For more information about the maintenance of your Treatment System, please consult the Owner's Manual or contact us at 1-800-632-6356. One of our Customer Service representatives will be happy to assist you. Premier Tech and the User acknowledge that this Agreement is related to the purchase of a Treatment System by the User and that it is only valid if such a purchase was made.

### OBLIGATIONS OF USER

4. The User agrees to provide a duly completed and signed copy of this Agreement to Premier Tech in order for the annual maintenance to be performed on the Treatment System and the warranty to be honored by Premier Tech. A valid maintenance Agreement being an essential condition to the validity of the warranty of the Treatment System (please refer to the Certificate of Warranty of the Owner's Manual).
5. When local regulations in effect require it, the User agrees to provide a duly complete and signed copy of this Agreement to the municipality where the Treatment System was installed (please validate if this is necessary with your municipality).
6. The User agrees to grant access to the installed Treatment System to Premier Tech, a representative of Premier Tech or a duly authorized third party in order for the maintenance to be properly completed. The lids of the Treatment System shall at all times remain accessible and free of any encumbrance. Additional fees will be charged to the User if the annual maintenance must be postponed to a later date if Premier Tech, a representative of Premier Tech or a authorized third party cannot access the Treatment System to perform the maintenance as planned.
7. Should the access of the User's premises not be practicable for vehicles, the User agrees to provide to Premier Tech, a representative of Premier Tech or a authorized third party with reasonable and practicable access so that the services detailed in this Agreement can be performed.
8. The User acknowledges receipt of a copy of the Treatment System Owner's Manual from Premier Tech or the installer of the Treatment System. The User acknowledges having read and understood this document and agrees to comply with the directions and guidelines contained in the Owner's Manual regarding the use of the Treatment System.
9. The User hereby agrees to keep the Owner's Manual, the Annual Maintenance Program and Warranty Activation Form, the Warranty Certificate and the Proofs of Maintenance provided annually by Premier Tech, a representative of Premier Tech or a authorized third party. The User also agrees to provide all these documents. To any subsequent purchaser of the premises so that the new User may benefit from the Premier Tech Maintenance Program, enjoy the protections offered by all Premier Tech warranties and be informed of the terms and conditions of the Warranty Certificate and of the obligations of the User of an onsite treatment system.

10. The User agrees to make no changes in the use or function of the building serviced by the purchased Treatment System, nor any modification to the system's installation as originally specified and approved by the municipality under applicable laws and regulations. Any change or modification shall only be made if pre-authorized jointly by the municipality and Premier Tech. Any change or modification without prior authorization from Premier Tech will void the warranty of the Treatment System.

### GOVERNING LAWS AND JURISDICTION

#### 11. For Canadian customers:

- 11.1. The present Agreement shall be interpreted and governed in accordance with the laws applicable in the Province of Quebec, Canada.
- 11.2. Parties agree to elect the courts of the district of Kamouraska (Province of Quebec, Canada) exclusively as the proper forum for the hearing of any claim or legal proceedings in connection with the present Agreement.

#### 12. For U.S. customers:

- 12.1. This Agreement shall be governed by the laws in effect in the State in which this Agreement has been entered into.
- 12.2. The Parties agree, in respect to any claim or legal proceedings for any purpose whatsoever in connection with this Agreement, to elect the county of Bucks County (Pennsylvania) as the proper forum for the hearing of any claim or legal proceedings to the exclusion of any other judicial district which may have jurisdiction to hear such dispute according to the requirements of the law.
- 12.3. For Arkansas, California, Florida, New Jersey, North Carolina, Ohio, Virginia and Washington, please validate the requirement of the local regulation in effect with your municipality to find out more about the responsibility of the homeowner regarding the maintenance of a wastewater treatment system for an isolated dwelling.

### ECOFLO COMPACT AND LINEAR MAINTENANCE PROGRAM (if applicable)

Depending on the territories, the purchase price of the Ecoflo compact biofilter may include one of the three following maintenance services:

1. The costs of a Courtesy Visit for which a local service partner will visit the property within 90 days of the activation of the Ecoflo compact biofilter to explain the functioning of the septic system, its annual maintenance program and perform a visual inspection to verify that:
    - a) the tipping bucket and distribution plates are properly in place
    - b) the electrical equipment (if applicable) has been hooked-up
    - c) guidelines regarding distances around the system and surcharges to avoid placing on the unit have been respected
  2. The cost of the first annual maintenance which will be performed by the local service partner during the year following the purchase of the system.
- or
3. As required by local regulations.

Contact the Premier Tech Customer Service at 1-800-632-6356 for more details or if you have any questions.

#### IMPORTANT

The system's Courtesy Visit consist of a visual inspection limited to the products manufactured or sold by Premier Tech and it excludes any validation of the proper installation or functioning of the treatment system.



### PT Water and Environment

1, avenue Premier +1 800 632-6356  
Campus Premier Tech F. 418 867-8883  
Rivière-du-Loup (Québec) info.ptwe.na@premiertech.com  
G5R 6C1 CANADA PT-WaterEnvironment.com