


ST-650 • STB-650

Biofilter

Owner's Manual



Premier Tech
Environment

Decentralized Wastewater Treatment



Premier Tech
Environment

Ecoflo® ST-650 and STB-650 Biofilter with Submersible Collecting Bottom

Canada Owner's Manual

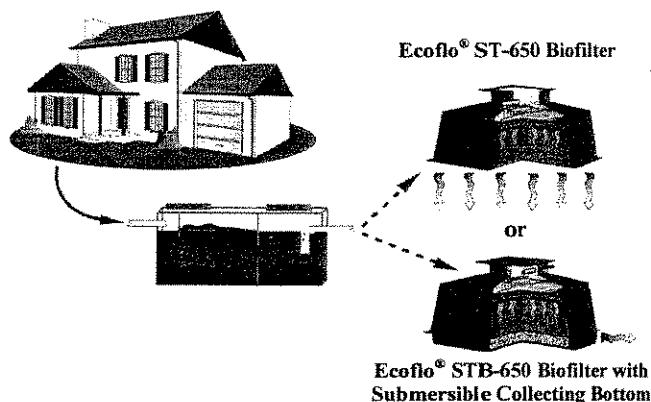
Congratulations on your purchase of an Ecoflo® ST-650 Biofilter or STB-650 Biofilter with Submersible Collecting Bottom. In choosing the Ecoflo® Biofilter, you have wisely chosen to protect your health as well as the environment.

This manual contains information on system operation and maintenance, guidelines for use and warranties. For additional information, contact our customer service at 1-877-295-5763.

Operating principle

The Ecoflo® ST-650 Biofilter and STB-650 Biofilter with Submersible Collecting Bottom consist of a rugged, durable fibreglass shell containing a specially treated sphagnum peat moss filter bed that purifies septic tank effluent before discharge into the natural environment.

Your complete septic system includes a septic tank, one or more Biofilters and, depending on the type of installation, a pumping station, effluent filter and flow divider.



Guidelines for Use

To ensure optimum treatment efficiency and operation of any septic installation (Ecoflo® Biofilter, leach field, etc.), you should always:

- Pump out the septic tank according to local regulations.

Avoid:

- using an automatic toilet bowl cleaner
- using a garbage disposal or sewage pump (upstream of the septic tank)
[an EFT-080 Effluent Filter is mandatory. Call Premier Tech's customer service for information.]

Guidelines for Use

Avoid discharging any of the following substances into the sewer:

- water softener backwash
- oil and grease (engine oil, cooking oil, etc.)
- wax and resins
- paint and solvents
- petroleum products
- pesticides of any kind
- any kind of septic tank additive
- toxic substances
- cleaning products
- anything not easily biodegradable (e.g. coffee beans, cigarette butts, sanitary napkins, tampons, condoms).



Guidelines for Use (cont'd)

And never:

- cover or bury the access lid of the Ecoflo® ST-650 or STB-650 Biofilter
- plant trees within 3 m (10') of the Ecoflo® Biofilter
- open or enter the Ecoflo® Biofilter without prior authorization
- connect a drainage pipe or roof gutter to the septic system.

What You Should Know

Keep heavy weights off your septic installation

Never drive vehicles or place objects weighing over 200 kg (500 lb.) within 3m (10') of the lid. If you are planning to do some landscaping or any other type of work, **make sure you advise those involved** so they do not damage your septic system.

Do not shovel or blow snow so that it accumulates on top of the septic system. The overload could cause damage. Make a note of the location of system components.

With regard to your home

Your home must be equipped with a working air vent, and plumbing must conform to the local building code. Any change in the use or function of your home, or any modification to your Ecoflo® ST-650 or STB-650 Biofilter must be authorized by the local municipality, and Premier Tech Environment must be informed. The warranty for the Ecoflo® ST-650 or STB-650 Biofilter will be void if this condition has not been fully respected.

Maintenance

Ecoflo® Biofilter


As stipulated in section "Maintenance of biofiltration system" of the Regulation respecting waste water disposal systems for isolated dwellings, "The owner of a biofiltration system **must follow the manufacturer's recommendations respecting maintenance of the system.** For that purpose, he must at all times have a contract with the manufacturer or his representative, and **a copy of the contract must be filed with the local municipality** in which the dwelling serviced by the system is located."

Because annual maintenance is essential to the proper functioning of the Ecoflo® ST-650 or STB-650 Biofilter, the Biofilter comes with a **maintenance agreement** binding Premier Tech Environment to service the system, free of charge, once a year for the first seven (7) years following the date of purchase. This agreement is automatically renewed with the purchase of a new filter bed. Every Ecoflo® ST-650 or STB-650 Biofilter sold is serviced annually for the duration of its useful life.

Ecoflo® Biofilter (cont'd)

Annual maintenance is carried out by Premier Tech Environment or an authorized agent. This service includes a visual inspection of all components to ensure the system is functioning properly, and raking of the peat filter. You will be given a maintenance record after each inspection, which we suggest you keep with this manual.

The peat filter must be replaced every eight (8) years at the most, depending on use and compliance with the above guidelines. The filter bed is easily pumped with a regular sewage disposal truck. The replacement filter must be installed by an authorized agent. Easy access to the lid is essential for maintenance purposes.



Maintenance (cont'd)


Septic Tank

As mentioned in the second paragraph of the section "Guidelines for Use" on page 1 of this manual, follow the pumping standards prescribed by local regulations.

Emptying your septic tank as instructed helps to keep your septic system in proper working order. We recommend that you keep proof of pumping (invoice) with this owner's manual so as to keep a record of complete system maintenance.

Premier Tech EFT-080 Effluent Filter (if needed)

The filter should be cleaned at least once a year. Pull the cartridge out of its container and gently hose it off to remove any scum. You should do this while holding the filter over the septic tank so that scum washes back into the tank.



PSA-240, PSA-240H, PSA-240L Pumping Station (if needed)

Bottom sludge in the PSA-240, PSA-240H or PSA-240L Pumping Station should be pumped at the same time as the septic tank, or as needed.

Who to Contact in Case of...

Flooding

Certain sites are prone to flooding or phreatic rise, which can cause malfunctioning of the Biofilter or any other septic system. If this happens, contact Premier Tech Environment.

Backflow

Backflow rarely occurs in homes. If it does, it is often caused by the septic tank. Your septic system installer or septic tank pumper can usually tell you what to do.

Odours

The positioning of the air vent, as well as other factors unrelated to the Biofilter, can prevent proper dispersion of septic gases and lead to odours. If this happens, contact Premier Tech Environment for solutions.

For further information, or to comment on our products, contact your local installer or Premier Tech at:

Premier Tech Environment
1, avenue Premier, Rivière-du-Loup (Québec) G5R 6C1, CANADA
☎ 1-877-295-5763 / (418) 867-8883 / (418) 867-3896
ecollo@premiertech.com / Website: premiertech.com

The information in this document was up-to-date at the time of printing. Due to its policy of ongoing improvement, Premier Tech Environment reserves the right to halt manufacturing or change any model or equipment, or revise technical data and prices, without further warning or liability.

© Premier Tech Ltd., 2002

Certificate of Warranty for Ecoflo® ST-650 and STB-650 Biofilters

1. Preamble

Premier Tech Ltd. (hereinafter called "Premier Tech") is proud to provide to its customers an exclusive wastewater treatment system guaranteed by an innovative warranty.

For the purposes of this warranty, "Customer" means a person who has acquired an Ecoflo® ST-650 Biofilter or STB-650 Biofilter with Submersible Collecting Bottom and "Successor" means any other person entitled to exercise Customer's rights.

2. Nature of the Warranty

Premier Tech warrants to the Customer that the filter bed of the Ecoflo® ST-650 and STB-650 Biofilters will function properly for a period of two (2) years commencing on the date of purchase.

Premier Tech also warrants the fibreglass and other components of the Ecoflo® ST-650 and STB-650 Biofilters against any manufacturing defects for a period of two (2) years commencing on the date of purchase.

This warranty of effectiveness, sound manufacture and durability is given by Premier Tech to the Customer in addition to the legal warranties or other Customer's rights in accordance to any applicable law, but does not alter them in any way.

The conventional warranty of Premier Tech is expressly limited to the text of this certificate.

3. Notice

For this warranty to be valid, the Customer must notify Premier Tech in writing immediately upon the appearance of any indication of an anomaly or irregularity in the Ecoflo® ST-650 or STB-650 Biofilter.

This notice must be given by mail or by facsimile to Premier Tech at its head office.

On receipt of such notice, Premier Tech will examine the situation and take appropriate corrective measures where the terms of this warranty apply.

4. Exclusions

The following damages or problems are excluded from the warranty:

- (a) Any damage or problem caused by a fortuitous event or "force majeure", such as, without limiting the generality of the foregoing, earthquake, flood, hurricane, landslide, explosion or dynamiting;
- (b) Any damage or problem caused by the fault or act of a third party;
- (c) Any damage or problem arising from any installation, modification, correction or addition carried out by a person not authorized by Premier Tech;
- (d) Any damage or problem arising from any installation, modification, correction or addition to the treatment system carried out after installation of the Ecoflo® ST-650 or STB-650 Biofilter without Premier Tech's prior approval;
- (e) Any damage or problem caused by the use of a septic tank that is not compliant with the applicable regulations;
- (f) Any damage or problem, if it is demonstrated that the Ecoflo® ST-650 or STB-650 Biofilter was not used in accordance with the instructions for use contained in the owner's manual;
- (g) Any damage or problem, if the system has not been maintained by a person authorized by Premier Tech in accordance with the maintenance agreement;
- (h) Any damage or problem caused by the fault or action of the Customer or the Customer's Successors including, but without limiting the generality of the foregoing, refusal to allow access to the system for maintenance;

(i) Any damage or problem, if it is found that the Customer has failed to notify Premier Tech of any change in the use of the property served by the Ecoflo® Biofilter(s) that alters the nature or quality of wastewater being treated and/or a violation of the applicable regulations.

(j) Any work, damage or problem made necessary in order to obtain access to one or other of the parts of the Ecoflo® ST-650 or STB-650 Biofilter not normally requiring special work, including, but without limiting the generality of the foregoing, excavation, snow-removal or demolition.

5. Particular Exclusions

It is further expressly understood that the Customer may not carry out or cause to be carried out any repair or verification of the Ecoflo® ST-650 or STB-650 Biofilter sold, or attempt to carry out any work whatsoever to apply any corrective measures whatsoever to said work, before notifying Premier Tech in accordance with the provisions of section 3 of this warranty and before Premier Tech has visited the site, within a reasonable time following receipt of said notice, to take note of the situation.

If the Customer carries out or causes to be carried out repairs, attempts at repairs or attempts at corrective measures of any kind whatsoever to the Ecoflo® ST-650 or STB-650 Biofilter sold, without notice to Premier Tech as noted above, this warranty shall be considered null and void without effect and Premier Tech shall be considered completely discharged from all obligations under this warranty.

6. Indemnities and Damages

Premier Tech's liability and obligations under this warranty for corrective measures or means of correcting a problem of which it is advised shall be limited to replacement of the filter bed and/or one or several components of the Ecoflo® ST-650 or STB-650 Biofilter and the required labour in accordance to sections 3 and 4.

7. Limitation of Damages

Premier Tech may in no way be held liable for any other damage sustained by the Customer. Premier Tech's compensation or indemnification obligation shall be limited to the provisions of section 6 of this warranty agreement.

8. Transfer of Ownership

In the event of the Customer's transfer of ownership, sale, assignment or disposition in any other way of the Customer's property to a third party, this warranty shall continue to apply on the express condition that the new owner confirms in writing to Premier Tech that he is the new owner of the property, is cognizant of the warranty certificate and accepts its terms and conditions.

The Customer undertakes to remit to the buyer or the buyer's successors the warranty certificate remitted to the Customer on completion of the work, the owner's manual and the maintenance and environmental monitoring program for the Ecoflo® ST-650 or STB-650 Biofilter.

For the provisions of the first paragraph of this section 8 to apply, the buyer or any successor must, within a reasonable time, complete one of the detachable parts of the warranty certificate and return it immediately to Premier Tech.

If the buyer, acquirer or successor does not send such notice, this warranty shall no longer have effect and shall be considered null and void.

Certificate of Warranty for Ecoflo® ST-650 and STB-650 Biofilters

9. Inspection

The Customer and/or the Customer's Successors shall allow Premier Tech or its duly authorized representative to carry out all necessary monitoring and inspection as required for implementation of this warranty.

If the Customer or the Customer's Successors make a request of Premier Tech under this warranty and it is found on inspection and verification that the Ecoflo® ST-650 or STB-650 Biofilter is performing in accordance with the standards and specifications of Premier Tech, a minimum charge of \$150 plus direct expenses shall be billed to the Customer and/or the Customer's Successors for the cost of such inspection.

If the product is not performing as specified above, no charge shall be billed by Premier Tech.

10. Priority of the Certificate of Warranty

This warranty supplements any contracts or understandings, written or verbal, entered into between the Customer and Premier Tech.

The owner's manual and, where applicable, the maintenance and environmental monitoring program remitted to the Customer shall also be considered as supplementing this warranty; in case of contradiction between this warranty and the owner's manual or, where applicable, the maintenance and environmental monitoring program for the Biofilter, the terms of this warranty shall apply.

11. Purchaser and Successors

Subject to the provisions of this warranty and of section 8 in particular, this warranty shall continue to apply to the Customer's Successors and shall continue in full effect until the end of the agreed warranty period provided in section 2 of this certificate.

Notice of Transfer

I, the undersigned _____ hereby declare that I have acquired the property located at
Name (please print)

Street

City

Province

Postal code / Zip Code

Telephone

I have taken cognizance of the warranty provided by Premier Tech for the Ecoflo® Biofilter for wastewater biofiltration. I wish to avail myself of this warranty for the remaining period of its coverage; I accept all of its clauses, undertakings and conditions; I have had the opportunity to examine the Ecoflo® Biofilter and declare myself satisfied with it at the time of the transfer.

I request that Premier Tech take note of this change of ownership.

Signature

Date

Name of former owner: _____



Notice of Transfer

I, the undersigned _____ hereby declare that I have acquired the property located at
Name (please print)

Street

City

Province

Postal code / Zip Code

Telephone

I have taken cognizance of the warranty provided by Premier Tech for the Ecoflo® Biofilter for wastewater biofiltration. I wish to avail myself of this warranty for the remaining period of its coverage; I accept all of its clauses, undertakings and conditions; I have had the opportunity to examine the Ecoflo® Biofilter and declare myself satisfied with it at the time of the transfer.

I request that Premier Tech take note of this change of ownership.

Signature

Date

Name of former owner: _____