


# Ecoflo®

BIOFILTERS



## OWNER'S MANUAL


- ONTARIO VERSION

SEPTIC SYSTEM  
ECOFLO® CONCRETE

BNQ Certified



**Premier Tech**  
Environment



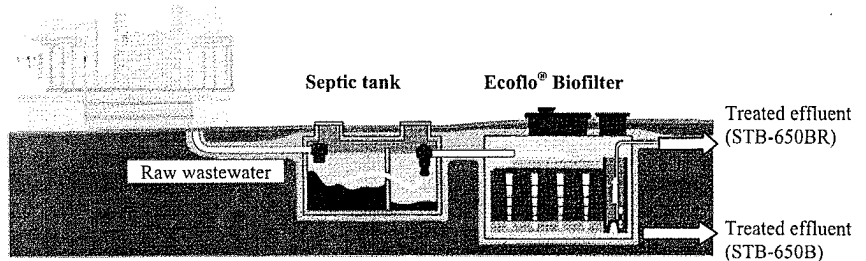
# Ecoflo® Biofilters - Concrete STB-650B/BR

## Owner's Manual – Ontario

*Congratulations on your purchase of an Ecoflo® Biofilter system. In choosing the Ecoflo® Biofilter system, you have wisely chosen to protect your health as well as the environment. This manual contains information on system operation and maintenance, guidelines for use and warranties for models STB-650B/BR. For additional information, contact our customer service at 1 877 295-5763.*

## Operating Principle

The Ecoflo® Biofilters STB-650B and BR are made of a concrete shell enclosing a natural filtering media especially treated to purify the wastewater coming from a septic tank, before its discharge in the environment. In fact, the Ecoflo® Biofilter operating principle allows the system to be used continuously or intermittently without requiring any particular precaution or causing an impact on the quality of the treatment.



Your complete Ecoflo® Biofilter system includes a septic tank with preferably an effluent filter, one or more Biofilters and, depending on the type of installation, a pumping station and/or a flow divider.

The model and the number of Ecoflo® Biofilters required are determined according to the number of bedrooms in the residence or the total daily flow of wastewater, domestic waters and toilet water of other type of building.

## Guidelines for Use

### Type of wastewater that can be treated by an Ecoflo® Biofilter:

Domestic wastewater (coming from isolated dwellings)

#### Avoid:

- using an automatic toilet bowl cleaner;
- using a garbage disposal or sewage pump (upstream of the septic tank). If so, an Effluent Filter EFT-080 is mandatory. Call Premier Tech Environment for more information.

### It is strongly recommended NOT to discharge any of the following substances into the sewer:

- water softener backwash;
- oil and grease (engine oil, cooking oil, etc.);
- wax and resins;
- paint and solvents;
- petroleum products;
- pesticides of any kind;
- any kind of septic tank additive;
- toxic substances;
- anything not easily biodegradable (e.g. coffee beans, cigarette butts, sanitary napkins, tampons, condoms).



# What You Should Know

## Particulars of the Ecoflo® Biofilter model STB-650BR (with a pump)

The **Ecoflo® Biofilter STB-650BR** integrates a pumping station that brings up the treated water to a polishing field or directly to a watercourse or to a disinfection unit. Therefore, electro-mechanical components are included in this system. Here are the particulars.

### Visual and audio alarm system

The pumping station is equipped with a high water level float connected to an alarm system. This alarm system must be installed inside the residence so to be heard as soon as it comes on. The following information describes how this system operates.

The red light comes on when the water level is unusually high. A verification must then be performed.

The “**TEST**” button allows checking if the alarm system is working properly. When the test is done, the red light and the audio alarm should come on.



Pumping station  
high water level alarm

If the alarm comes on because of a high water level, call **Premier Tech Environment** for support. The alarm can be turned off by pressing the “**SILENCE**” button.

During a power failure, the alarm system will function with a backup battery (9 volt alkaline not included).

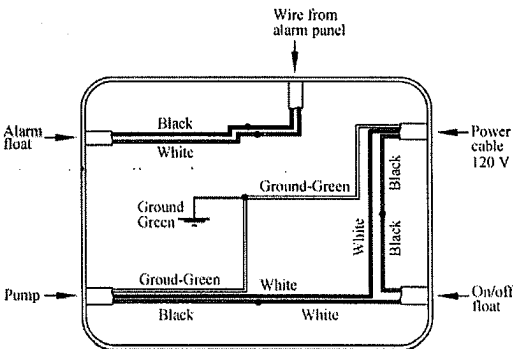
**NOTE: Replace the emergency battery every 12 months and each time the alarm comes on or there is a power failure.** When the battery is low, short beeps will be heard at a frequency of one beep per minute. This means to replace the battery.

To replace the battery, follow this procedure:

- Unplug the alarm panel and remove it from the wall (the battery is located on the side).
- Open the battery cover and replace the battery with a 9 volt Nicad type.
- Close the battery cover and reinstall the alarm panel and plug it.
- If the alarm comes on at start up, press the **RESET/TEST** button to initialize it.

### Pump and alarm power box

The electrical connections must be performed by a qualified individual. Furthermore, the use of waterproof wire connectors is mandatory. **Premier Tech Environment** recommends to install the power box on top of the insulating board, in the access to the pump, to avoid problems with humidity.



### Keep heavy weights off your septic installation

Never drive vehicles or place objects weighing over 225 kg (500 lbs) within 1,8 m (6') of the lid. If you are planning to do some landscaping or any other type of work, **make sure you advise those involved** so they do not damage your septic system.

**Do not shovel or blow snow that would accumulate on top of the septic system.** The overload could cause damage. Mark/indicate the location of your system's components.

### About your home

Your home must be equipped with a working air vent, and plumbing must conform to the local building Code. Any change in the use or function of your home, or any modification to your **Ecoflo® Biofilter system** must be authorized by the local authorities, and **Premier Tech Environment** must be informed. The warranty for the **Ecoflo® Biofilter system** will be void if this condition has not been fully respected.

### TO AVOID:

---

- Never cover or bury the access lids of the **Ecoflo® Biofilter system**.
- If a riser is required, use only the riser STR-080 from **Premier Tech Environment** and use only one per Biofilter.
- Never locate an **Ecoflo® Biofilter** absorption bed closer than 2 m (6.5') from a tree.
- Never enter the **Ecoflo® Biofilter** system without prior authorization.
- Never connect a drainage pipe or roof gutter to the system.
- Never drive a vehicle or place an object weighing more than 225 kg (500 lbs) closer than 1,8 m (6') from the lid and advise the people in charge of your landscaping.
- Never overload your septic installation with compacted blown snow. The surcharge can cause damage to your system.


## MAINTENANCE

---

### Ecoflo® Biofilter

The owner of a biofiltration system **shall follow the manufacturer's recommendations respecting maintenance of the system**. For that purpose, he must at all times have a valid contract with the manufacturer or its representative, and **a copy of the contract must be filed with the local authorities** in which the system is located.

Because annual maintenance is essential to the proper functioning of the **Ecoflo® Biofilter**, it comes with a *Maintenance Agreement* binding **Premier Tech Environment** to service the **Ecoflo® Biofilter**, free of charge once a year for the first seven (7) years following the date of installation. This agreement is automatically renewed with the purchase of a new filter media from **Premier Tech Environment**. Every **Ecoflo® Biofilter** sold has to be serviced annually for the duration of its useful life.



**Annual maintenance** of your **Ecoflo® Biofilter** is carried out by **Premier Tech Environment** or an authorized agent. This service includes a visual inspection of all components and maintenance of the filtering media, to ensure the system is functioning properly. **Easy access to your system's lid is essential for maintenance and for filtering media replacement purposes.** You will be given a maintenance record after each inspection, which you shall keep with this manual in a safe place.

**The filtering media must be replaced** when it can no longer assure its filtering performances, as determined by one of **Premier Tech Environment's** specialists depending on use and compliance with the above guidelines. The filter media is easily pumped out with a regular sewage disposal truck. The new filtering media must be installed by an authorized agent. Easy access to the lid is essential for maintenance purposes.

### Septic Tank

Emptying your septic tank as instructed helps keeping your septic system in proper working order. We recommend that you keep proof of pumping (invoice) with this owner's manual so as to keep a record of complete system maintenance. The pumping standards of the septic tank prescribed by local authorities must be respected.

## What to do in Case of...

---

### Flooding

Certain sites are prone to flooding or high groundwater table, which can cause malfunctioning of the **Ecoflo® Biofilter** or of any other septic system. If this happens, contact **Premier Tech Environment**.

### Backflow

Backflow rarely occurs in homes. It is generally caused by the septic tank. Your septic system installer or septic tank pumper can usually take care of the situation.

### Odors

The positioning of the air vent, as well as other factors unrelated to the **Ecoflo® Biofilter**, can prevent proper dispersion of septic gases and lead to odors. If this happens, contact **Premier Tech Environment** for solutions.

**FOR ANY PROBLEM, QUESTION OR COMMENT,  
DO NOT HESITATE TO CONTACT OUR CUSTOMER SERVICE  
AT 1 877 295-5763**

For further information or comment, please contact our customer service:



**Premier Tech  
Environment**

1, avenue Premier, Rivière-du-Loup (Québec) G5R 6C1 CANADA

☎ 1 877 295-5763 / (418) 867-8883

@ PTE@PREMIERTECH.COM

☎ (418) 862-6642

🌐 WWW.PTAQUA.COM

The content of this guide is based upon the latest information available at the time of printing and is aimed at providing a general introduction to Premier Tech's products. No warranty or representation is hereby made by Premier Tech as to the accuracy of said information. Premier Tech is continually updating and improving its products and reserves the right to amend, discontinue, alter or change specifications and prices without prior notice.

© Premier Tech Ltd, 2006

## Certificate of Warranty for Ecoflo® Biofilters STB-650B/BR

### 1. PREAMBLE

Premier Tech Technologies Ltd. (hereinafter called "Premier Tech") is proud to provide its customers with an exclusive wastewater treatment system guaranteed by an innovative warranty.

For the purposes of this warranty, "Customer" shall mean the person who has acquired (hereinafter called "Initial Purchaser") an Ecoflo® Biofilter STB-650B-H1-NA (hereinafter called "STB-650B") or STB-650BR-H1-NA or STB-650BR-H2-NA (hereinafter called "STB-650BR") as well as any Subsequent Purchaser (hereinafter called "Subsequent Purchaser(s)"), according to the dispositions of paragraph 8 of this present warranty. "Successor(s)" shall mean any other person entitled to exercise Customer's rights under the law.

### 2. NATURE OF THE WARRANTY

Premier Tech warrants to its Customer that the filtering media of the Ecoflo® Biofilters STB-650B and STB-650BR will function properly for a period of four (4) years starting on the date of purchase by the Initial Purchaser.

Premier Tech also warrants the concrete components and other components of the Ecoflo® Biofilters STB-650B and STB-650BR, except the pump included in model STB-650BR, against any manufacturing defects for a period of five (5) years starting on the date of purchase by the Initial Purchaser. The pump included in model STB-650BR is guaranteed for (1) year, parts and labor, starting on the date of purchase by the Initial Purchaser.

This warranty of effectiveness, sound manufacture and durability is given by Premier Tech to the Customer in addition to the legal warranty or other Customer's rights in accordance with any applicable law, but does not alter them in any way and is a conventional warranty applicable under the terms and conditions of this warranty certificate.

The conventional warranty of Premier Tech is expressly limited to the text of this certificate.

### 3. NOTICE

For this warranty to be valid, the Customer must notify Premier Tech in writing immediately upon the appearance of any indication of an anomaly or irregularity in the Ecoflo® Biofilter STB-650B and/or STB-650BR.

Such notice must be given by mail to Premier Tech's head office at 1, avenue Premier, Rivière-du-Loup, Québec, G5R 6C1, CANADA or by facsimile at (418)-862-6642.

Upon receipt of this notice, Premier Tech will examine the situation and, if necessary, take appropriate corrective measures in accordance with the terms of the present warranty.

### 4. GENERAL EXCLUSIONS

The following damages or problems are excluded from the warranty:

(a) Any damage or problem caused by a fortuitous event or "force majeure", such as, without limiting the generality of the foregoing, earthquake, flood, hurricane, landslide, explosion or dynamiting;

(b) Any damage or problem caused by the fault or act of a third party;

(c) Any damage or problem arising from a defective installation carried out by a person trained by Premier Tech, or any installation, modification, correction or addition carried out by a person not trained by Premier Tech;

(d) Any damage or problem arising from any installation, modification, correction or addition to the treatment system carried out after installation of the Ecoflo® Biofilter STB-650B or STB-650BR without Premier Tech's prior written approval;

(e) Any damage or problem caused by the use of a septic tank which does not comply with the applicable regulations and/or with Premier Tech's specifications, as described in this owner's manual;

(f) Any damage or problem, if it is demonstrated that the Ecoflo® Biofilter STB-650B or STB-650BR has not been used in accordance with the instructions and guidelines contained in the owner's manual;

(g) Any damage or problem, if the maintenance of the Ecoflo® Biofilter STB-650B or STB-650BR has not been executed by a person authorized by Premier Tech in accordance with the maintenance agreement;

(h) Any damage or problem caused by the fault or action of the Customer or the Customer's Successors including, without limiting the generality of the foregoing, refusal to allow access to the system for maintenance;

(i) Any damage or problem, if it is found that the Customer has modified or changed the use of the property served by the Ecoflo® Biofilter STB-650B or STB-650BR resulting in the alteration of the nature or quality of wastewater being treated and/or that constitutes a violation of the applicable regulations;

(j) Any damage or problem caused and/or resulting of the works performed in order to access to the Ecoflo® Biofilters STB-650B and STB-650BR, including, without limiting the generality of the foregoing, excavation, snow-removal or demolition;

(k) Any damage or problem resulting from site's and/or soil's prior condition not reported or not properly reported to Premier Tech by the Customer or the person performing the site investigation.

### 5. PARTICULAR EXCLUSIONS

It is further expressly understood that the Customer may not carry out or cause to be carried out any repair or verification of the Ecoflo® Biofilters STB-650B and STB-650BR sold, or attempt to carry out any work or to apply any corrective measures whatsoever to said work, before notifying Premier Tech in accordance with the provisions of section 3 of this warranty and before Premier Tech has visited the site to verify the situation, within a reasonable time following receipt of said notice.

If the Customer carries out or causes to be carried out repairs, or attempts to carry out any work or to apply corrective measures of any kind whatsoever to the Ecoflo® Biofilters STB-650B and STB-650BR sold, without prior authorization by Premier Tech, this warranty shall be considered null and void and Premier Tech shall be considered completely discharged from any and all of its obligations under this warranty.

### 6. INDEMNITIES AND DAMAGES

Premier Tech's liability and obligations under this warranty shall be in any event limited to the replacement of the filtering media and/or of one or several components of the Ecoflo® Biofilters STB-650B and STB-650BR as well as the supply of the required labor, if applicable, in accordance with sections 3 and 4.

### 7. LIMITATION OF LIABILITY

Premier Tech may not be held liable for any other damage sustained by the Customer. Premier Tech's compensation's or indemnification's obligation shall be limited to the provisions of section 6 of this warranty.

## Certificate of Warranty for Ecoflo® Biofilters STB-650B/BR

### 8. TRANSFER OF OWNERSHIP

In the event of transfer of ownership, sale, assignment or any other type of disposition of Customer's property to a third party, this warranty shall continue to apply only if the Subsequent Purchaser or its Successor confirms, by transmitting to Premier Tech the attached "Notice of Warranty Transfer", within a reasonable delay, that he/she is the new owner of the property, he/she understands and is aware of the content of this warranty certificate and accepts its terms and conditions.

The person proceeding to the transfer of the property, sale, assignment or any other type of disposition, undertakes to hand over to the Subsequent Purchaser or its Successor, the warranty certificate remitted upon completion of the work, as well as the owner's manual and, when applicable, the maintenance and environmental monitoring program for the Ecoflo® Biofilters STB-650B and STB-650BR.

Default to respect the conditions of the present Section 8 may cause, at Premier Tech's discretion, abandonment or rejection of the present warranty.

### 9. INSPECTION

The Customer and/or the Customer's Successors shall allow Premier Tech or its duly authorized representative to carry out all necessary monitoring and inspection as required for implementation of this warranty.

If the Customer or the Customer's Successors requests the execution of the present warranty and that it is found after inspection and verification that the Ecoflo® Biofilter STB-650B or STB-650BR is performing in accordance with the standards and specifications of Premier Tech, a minimum charge of \$150 plus direct expenses shall be paid by the Customer and/or the Customer's Successors for the cost of such inspection. Otherwise, no charge shall be billed by Premier Tech.

### 10. PRIORITY OF THE CERTIFICATE OF WARRANTY

In case of contradiction between this warranty and any other documents and/or contracts entered into between the Customer and Premier Tech, this warranty shall prevail.

### 11. SUBSEQUENT PURCHASERS AND SUCCESSORS

Subject to the provisions of this warranty and of section 8 in particular, this warranty shall continue to apply to the Subsequent Purchasers and Customer's Successors and shall continue to have full effect until the end of the agreed warranty period provided for in section 2 of this certificate.

**Notice of Warranty Transfer**

Name of the Former Owner : \_\_\_\_\_

I, the undersigned \_\_\_\_\_ hereby declare that I have acquired the property located at

\_\_\_\_\_ *number street* \_\_\_\_\_ *City* \_\_\_\_\_ *Province*

\_\_\_\_\_ *Postal code* ( ) \_\_\_\_\_ *Phone number*

I have read and I understand the warranty provided by Premier Tech Technologies Ltd for the Ecoflo® Biofilter. I wish to benefit from this warranty for the remaining period, if any; I accept to be bound by this warranty and by any and all of the clauses, undertakings and conditions set forth therein; I have had the opportunity to examine the Ecoflo® Biofilter and declare myself satisfied with it at the time of this transfer.

I ask Premier Tech Technologies Ltd to take note of this transfer of ownership.

Signature : \_\_\_\_\_ Date : \_\_\_\_\_

Name of new owner: (print) \_\_\_\_\_