

Ecoflo®

BIOFILTERS



OWNER'S MANUAL

- QUÉBEC VERSION

SEPTIC SYSTEM
ECOFLO® CONCRETE



PT aqua

A brand of Premier Tech



ECOFLO® BIOFILTERS CONCRETE STB-650B (-UV) AND STB-650BR (-UV)

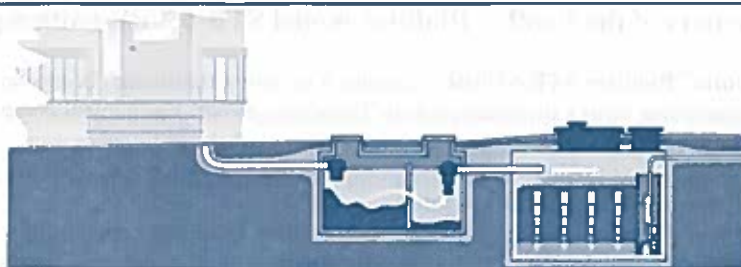
Owner's Manual — Québec

Congratulations on your purchase of an Ecoflo® Biofilter system. In choosing the Ecoflo® Biofilter system, you have wisely chosen to protect your health as well as the environment. This manual contains information on system operation and maintenance, guidelines for use and warranties for models STB-650B/BR certified according to the NQ 3680-910 standard for an advanced secondary level treatment (Class III) and for models STB-650B/BR-UV certified under the same standard including a tertiary treatment with disinfection (Class V). For additional information, contact our customer service at 1 800 632-6356.

A) Ecoflo® Biofilters STB-650B and BR (Class III)

Operating Principle

The Ecoflo® Biofilters STB-650B and BR are made of a concrete shell enclosing a natural filtering media composed of two specific layers (bottom and top layers) especially treated to purify the wastewater coming from a septic tank, before its discharge in the environment. In fact, the Ecoflo® Biofilter operating principle allows the system to be used continuously or intermittently without needing any particular precaution and without any impact on the quality of the treatment.



Your complete Ecoflo® Biofilter system includes a septic tank with effluent filter, certified according to the NQ 3680-905 norm, one or more Biofilters and, depending on the type of installation, a pumping station, a flow divider.

The model and the number of Ecoflo® Biofilters required are determined according to the number of bedrooms in the residence or the total daily flow of wastewater, domestic waters and toilet water of other type of building.

The following table shows the capacity of the Ecoflo® Biofilter STB-650B or BR.

Number of bedroom	Total daily flow (liter)	Number of Ecoflo® Biofilter
		STB-650B/BR
1	540	1
2	1080	1
3	1260	1
4	1440	1
5	1800	2
6	2160	2

The models of Ecoflo® Biofilters comply with the requirements and are certified according to Class III (advanced secondary treatment) as described in the NQ 3680-910 norm of the Bureau de Normalisation du Québec (BNQ).

Guidelines for Use

Type of wastewater that can be treated by an Ecoflo® Biofilter:

Domestic wastewater (coming from isolated dwellings)

Avoid :

- using an automatic toilet bowl cleaner
- using a garbage disposal or sewage pump (upstream of the septic tank)

It is strongly recommended NOT to discharge any of the following substances into the sewer:

- water softener backwash
- oil and grease (engine oil, cooking oil, etc.)
- wax and resins
- paint and solvents
- petroleum products
- pesticides of any kind
- any kind of septic tank additive
- toxic substances
- anything not easily biodegradable (e.g. coffee beans, cigarette butts, sanitary napkins, tampons, condoms).



What You Should Know

Particulars of the Ecoflo® Biofilter model STB-650BR (with a pump)

The Ecoflo® Biofilter STB-650BR integrates a pumping station that brings up the treated water to a polishing field or directly to a watercourse or to a disinfection unit. Therefore, electro-mechanical components are included in this system. Here are the particulars.

Visual and audio alarm system

The pumping station is equipped with a high water level float connected to an alarm system. This alarm system must be installed inside the residence so to be heard as soon as it comes on. The following information describes how this system operates.

The red light comes on when the water level is unusually high. A verification must then be performed.

The “TEST” button allows checking if the alarm system is working properly. When the test is done, the red light and the audio alarm should come on.



Pumping station
high water level alarm

If the alarm comes on because of a high water level, call PT aqua for support. The alarm can be turned off by pressing the “SILENCE” button.

During a power failure, the alarm system will function with a backup battery 9 volts alkaline .

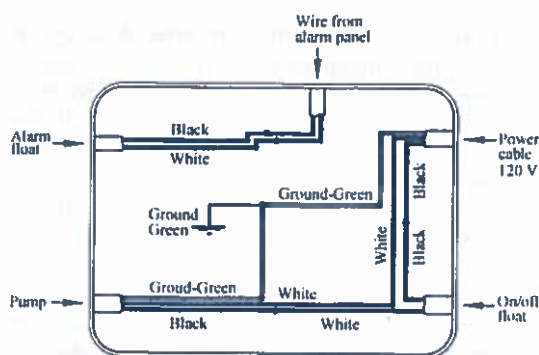
NOTE: Replace the emergency battery every 12 months and each time the alarm comes on or there is a power failure. When the battery is low, short beeps will be heard at a frequency of one beep per minute. This means to replace the battery.

To replace the battery, follow this procedure:

- Unplug the alarm panel and remove it from the wall (the battery is located on the side).
- Open the battery cover and replace the battery with a 9 volt Nicad type.
- Close the battery cover and reinstall the alarm panel and plug it.
- If the alarm comes on at start up, press the RESET/TEST button to initialize it.

Pump and alarm power box

The electrical connections must be performed by a qualified individual. Furthermore, the use of waterproof wire connectors is mandatory. PT aqua recommends installing the power box on top of the insulating board, in the access to the pump, to avoid problems with humidity.



Keep heavy weights off your septic installation

Never drive vehicles or place objects weighing over 225 kg (500 lb.) within 1,8m (6') of the lid. If you are planning to do some landscaping or any other type of work, **make sure you advise those involved** so they do not damage your septic system.

Do not shovel or blow snow that would accumulate on top of the septic system. The overload could cause damage. Mark/indicate the location of your system's components.

About your home

Your home must be equipped with a working air vent, and plumbing must conform to the local building Code. Any change in the use or function of your home, or any modification to your **Ecoflo® Biofilter system** must be authorized by the local authorities, and PT aqua must be informed. The warranty for the **Ecoflo® Biofilter system** will be void if this condition has not been fully respected.

TO AVOID:

- Never cover or bury the access lids of the **Ecoflo® Biofilter system**
- If a riser is required, use only the riser STR-080 from PT aqua and **use only one per Biofilter.**
- Never locate an **Ecoflo® Biofilter** absorption bed closer than 2m (6.5') from a tree.
- Never enter the **Ecoflo® Biofilter** system without prior authorization.
- Never connect a drainage pipe or roof gutter to the system.
- Never drive a vehicle or place an object weighing more than 225 kg (500lbs) closer than 1,8m (6') from the lid and advise the people in charge of your landscaping.
- Never overload your septic installation with compacted blown snow. The surcharge can cause damage to your system.

MAINTENANCE

ECOFLO® BIOFILTER

As stipulated in section 87.6 ("Maintenance of biofiltration system") of the Regulation respecting waste water disposal systems for isolated dwellings (Q-2, r.8): "The owner of a biofiltration system **must follow the manufacturer's recommendations respecting maintenance of the system.** For that purpose, he must at all times have a contract with the manufacturer or its representative, and a **copy of the contract must be filed with the local municipality** in which the septic system is located."

Because annual maintenance is essential to the proper functioning of the **Ecoflo® Biofilter**, it comes with a *maintenance agreement* binding **PT aqua** to service the **Ecoflo® Biofilter**, free of charge once a year for the first seven (7) years following the date of installation. This agreement is automatically renewed with the purchase of a new filter media from **PT aqua**. Every **Ecoflo® Biofilter** sold has to be serviced annually for the duration of its useful life.



Annual maintenance of your Ecoflo® Biofilter is carried out by PT aqua or an authorized agent. This service includes a visual inspection of all components and verification of operation, as well as maintenance of the filtering media. **Easy access to your system's lid is essential for maintenance and for filtering media replacement purposes.** You will be given a maintenance record after each inspection, which you shall keep with this manual in a safe place.

The filtering media must be replaced when it can no longer assure its filtering performances, as determined by one of PT aqua's specialists depending on use and compliance with the above guidelines. The filter media is easily pumped out with a regular sewage disposal truck. The new filtering media must be installed by an authorized agent.

SEPTIC TANK

Emptying your septic tank as instructed helps to keep your septic system in proper working order. It is essential to comply with the norm for septic tank maintenance prescribed by the Q-2, r.8, "*Regulation respecting waste water disposal systems for isolated dwellings*". We recommend that you keep proof of pumping (invoice) with this owner's manual so as to keep a record of complete system maintenance.

What to do in Case of...

Flooding

Certain sites are prone to flooding or high groundwater table, which can cause malfunctioning of the Ecoflo® Biofilter or of any other septic system. If this happens, contact PT aqua.

Backflow

Backflow rarely occurs in homes. It is generally caused by the septic tank. Your septic system installer or septic tank pumper can usually take care of the situation.

Odors

The positioning of the air vent, as well as other factors unrelated to the Ecoflo® Biofilter, can prevent proper dispersion of septic gases and lead to odors. If this happens, contact PT aqua for solutions.

**FOR ANY PROBLEM, QUESTION OR COMMENT, DO NOT HESITATE TO CONTACT OUR
CUSTOMER SERVICE AT 1 800 632-6356**


B) Ecoflo® Biofilter STB-650B/BR-UV (Class V)

The **Ecoflo® Biofilter STB-650B/BR-UV** is a tertiary treatment system with disinfection certified according to the NQ 3680-910 standard (Class V) comprising a septic tank, an effluent filter, an **Ecoflo® Biofilter** and a Disinfection Unit UVS-240. All the information relating to the operation, guidelines for use, maintenance of the septic tank, effluent filter and **Ecoflo® Biofilter** are presented in Section A) of this document. What follows are the information concerning the Disinfection Unit UVS-240.

Operating Principle

The Disinfection Unit UVS-240 is composed of a durable polyethylene reservoir containing an ultraviolet lamp (UV). The system is designed to reduce the pathogen concentration of the **Ecoflo® Biofilter** effluent, in places where it is impossible to use an absorption bed to infiltrate the treated waters.

Your complete **Ecoflo® Biofilter** system includes a septic tank with effluent filter, certified according to the NQ 3680-905 norm, one or more **Ecoflo® Biofilters**, a Disinfection Unit UVS-240 and, depending on the type of installation, a pumping station, a flow divider.



The **Disinfection Unit UVS-240** system can be used with residence of 4 bedrooms or less. The peak flow to the UVS-240 must not get over 3,4 L/min in order to assure a contact time sufficient to reach the treatment level required. If the daily flow exceeds 1440 L/d, more than one disinfection unit must be installed side by side. Your Disinfection Unit UVS-240 is part of a chain of treatment comprising a septic tank with effluent filter and an **Ecoflo® Biofilter**. This complete **Ecoflo® Biofilter STB-500/650-UV** is certified according to Class V (tertiary treatment with disinfection) as described in the NQ 3680-910 norm of the Bureau de Normalisation du Québec (BNQ).

Guidelines for use

Type of wastewater that can be treated by a Disinfection Unit UVS-240:

Treated domestic water coming from an advanced secondary treatment system complying with the requirements of class III as described in the NQ 3680-910 norm.

Avoid :

- using an automatic toilet bowl cleaner
- using a garbage disposal or sewage pump (upstream of the septic tank)

What You Should Know

Keep heavy weights off your septic installation

Never drive vehicles or place objects weighing over 225 kg (500 lb.) within 1,8m (6') of the lid. If you are planning to do some landscaping or any other type of work, **make sure you advise those involved** so they do not damage your septic system.

Do not shovel or blow snow so that it accumulates on top of the septic system. The overload could cause damage. Mark/indicate the location of system components.

About your home

Your home must be equipped with a working air vent, and plumbing must conform to the local building Code. Any change in the use or function of your home, or any modification to your **Disinfection Unit UVS-240** must be authorized by the local authorities, and PT aqua must be informed. The warranty for the **Disinfection Unit UVS-240** will be void if this condition has not been fully respected.

Visual and audio alarm system

The Disinfection Unit UVS-240 is equipped with 2 types of alarm. The first one detects a high water level in the reservoir where the disinfection unit is located. The second one detects an electrical malfunction of the disinfection unit. The operating principle of these alarms is presented below.

High water level alarm

The red light will come on when the disinfection unit reservoir water level is abnormally high. A verification must then take place. The "TEST" button allows checking if the alarm system is functioning properly. On testing, the red light and the audio alarm should come on.

If an alarm comes on, call PT aqua for support. The alarm can be turned off by pressing the « SILENCE » button.

During power failure, the alarm system will still be operational via a 9 volt battery back up. When the battery is low, you will hear short beeps every minute. It is time to replace it



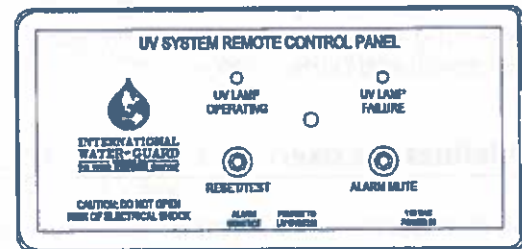
High water level alarm

UV lamp malfunction alarm

To verify the proper functioning of the UV lamp, press the « TEST » button. The red light called « UV LAMP FAILURE » should come on, indicating a system malfunction.

In case of power failure or electrical malfunction, the alarm of the Disinfection Unit UVS-240 will produce a visual and audio signal. To shut the alarm off, press the « MUTE » button.

Under normal conditions, the power of the alarm circuitry is supplied via the UV lamp current (from the ballast). In case of power failure, a 9 volt battery supplies current to the alarm. Take note that a low battery condition is only indicated during an "Alarm condition". When the battery is low, there is a decline in the alarm sound's intensity, or, if the alarm sound has been MUTED, a short beep will be sounded every 40 seconds, indicating the need to replace the battery.



UV lamp malfunction alarm panel

Note : It is recommended to replace the alarm batteries every 12 months and each time an alarm comes on or there is a power failure.

To replace the battery, follow this procedure:

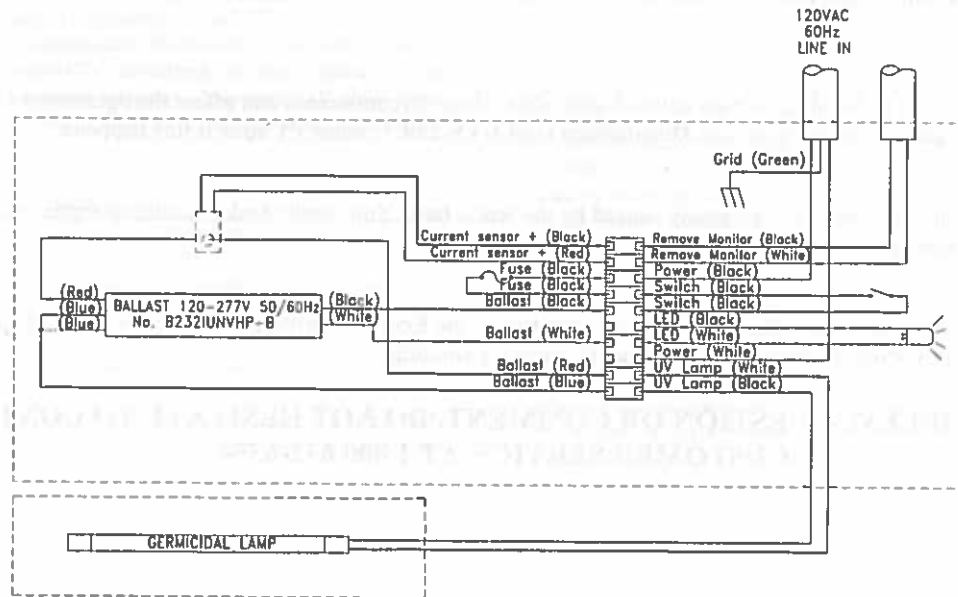
- Unplug the alarm panel and remove it from the wall (the battery is located under the panel or on the side).
- Open the battery cover and replace the battery with a 9 volt Nicad type.
- Close the battery cover and reinstall the alarm panel and plug it.
- If the alarm comes on at start up, press the **RESET/TEST** button to initialize it.

Warning concerning the connection of the Disinfection Unit UVS-240

As per article 87.16 of the *Regulation respecting wastewater disposal systems for isolated dwellings* (Q-2, r.8), it is prohibited to NOT connect, or to disconnect, or to not replace the UV lamp of a disinfection system with UV rays.

Electrical diagram of the Disinfection Unit UVS-240

The electrical diagram presented below details the operation of the Disinfection Unit UVS-240. To find out more on this matter, please contact PT aqua's customer service.



Disinfection Unit UVS-240 Electrical Diagram

TO AVOID :

- Never cover or bury the access lids of the components of your septic installation
- Never access the reservoir of your Disinfection Unit without prior authorization after its final installation.
- Never connect a drainage pipe or roof gutter to the system.
- Never drive a vehicle or place an object weighing more than 225 kg (500lbs) closer than 1,8m (6') from the lid and remind the people in charge of your landscaping.
- Never overload your septic installation with compacted blown snow. The surcharge can cause damage to your system.

System Maintenance and Effluent Analysis

According to article 87.16 of the *Regulation respecting waste water disposal systems for isolated dwellings* (Q-2, r.8) the owner of a tertiary treatment system must respect the recommendations specified by the manufacturer regarding the maintenance of the system.

It is also mentioned in article 87.30.1 of the same regulation that the owner of a tertiary treatment system with disinfection must have his system's effluent analysed at least once every 6 months, to find out the concentration in fecal coliform. The owner must also retain the analysis reports for a period of 5 years. He must also make these reports available to the Minister of Environment as well as to the municipality where the system is located.

Maintenance of your Disinfection Unit UVS-240 will be performed once a year by PT aqua or its authorized agent. Take note that at this time the UV lamp will be replaced. A proof of visit will be supplied after each annual maintenance. We recommend keeping it with this owner's manual. PT aqua also offers you to take care of your effluent analysis every 6 months. In fact, one of these 2 analysis period coincide with the annual maintenance of your system.

What to do in case...

Setting off of an alarm

If the alarm of your **Disinfection Unit UVS-240** comes on and it is not due to power failure, contact PT aqua to identify and correct the problem.

Flooding

Some grounds are subject to flooding or high groundwater table. These circumstances can affect the operation of your septic installation and alter the performance of your **Disinfection Unit UVS-240**. Contact PT aqua if this happens.

Backflow

Backflow rarely occurs in homes. It is generally caused by the septic tank. Your septic tank installer or septic tank pumper can usually take care of the situation.

Odors

The positioning of the air vent, as well as other factors unrelated to the **Ecoflo® Biofilter**, can prevent proper dispersion of septic gases and lead to odors. If this happens, contact PT aqua for solutions

**FOR ANY PROBLEM, QUESTION OR COMMENT, DO NOT HESITATE TO CONTACT OUR
CUSTOMER SERVICE AT 1 800 632-6356**

For further information or comment, please contact our customer service:



A brand of Premier Tech

1, avenue Premier, Rivière-du-Loup (Québec) G5R 6C1 CANADA

☎ 1 877 295-5763 / (418) 867-8883

@ PTE@PREMIERTECH.COM

☎ (418) 867-3898

🌐 WWW.PTAQUA.COM

The content of this guide is based upon the latest information available at the time of printing and is aimed at providing a general introduction to Premier Tech's products. No warranty or representation is hereby made by Premier Tech as to the accuracy of said information. Premier Tech is continually updating and improving its products and reserves the right to amend, discontinue, alter or change specifications and prices without prior notice.

©Premier Tech Ltd. 2008

CERTIFICATE OF WARRANTY FOR ECOFLO® BIOFILTERS STB-650B(-UV) and STB-650BR(-UV)

1. Preamble

Premier Tech Technologies Ltd. (hereinafter called "Premier Tech") is proud to provide its customers with an exclusive wastewater treatment system guaranteed by an innovative warranty.

For the purposes of this warranty, "Customer" shall mean the person who has acquired (hereinafter called "Initial Purchaser") an Ecoflo® Biofilter STB-650B (with or without UV treatment) (hereinafter called "STB-650B(-UV)") or STB-650BR (with or without UV treatment) (hereinafter called "STB-650BR(-UV)") as well as any Subsequent Purchaser (hereinafter called "Subsequent Purchaser(s)"), according to the dispositions of paragraph 8 of this present warranty. "Successor(s)" shall mean any other person entitled to exercise Customer's rights under the law.

2. Nature of the Warranty

Premier Tech warrants to its Customer that the filtering media of the Ecoflo® Biofilters STB-650B(-UV) and STB-650BR(-UV) will function properly for a period of eight (8) years starting on the date of purchase by the Initial Purchaser.

Premier Tech also warrants the concrete components and other components of the Ecoflo® Biofilters STB-650B(-UV) and STB-650BR(-UV), except the pump included in model STB-650BR (-UV) and the Disinfection Unit UVS-240 included in model STB-650B(-UV) and STB-650BR(-UV), against any manufacturing defects for a period of thirty (30) years starting on the date of purchase by the Initial Purchaser. The pump included in model STB-650BR (-UV) and the Disinfection Unit UVS-240 included in model STB-650B(-UV) and STB-650BR(-UV) are guaranteed for (1) year, parts and labor, starting on the date of purchase by the Initial Purchaser.

This warranty of effectiveness, sound manufacture and durability is given by Premier Tech to the Customer in addition to the legal warranty set out in Articles 1726 to 1730 of the Quebec Civil Code, and is a conventional warranty applicable under the terms and conditions of this warranty certificate.

The conventional warranty of Premier Tech is expressly limited to the text of this certificate.

3. Notice

For this warranty to be valid, the Customer must notify Premier Tech in writing immediately upon the appearance of any indication of an anomaly or irregularity in the Ecoflo® Biofilter STB-650B(-UV) and/or STB-650BR(-UV).

Such notice must be given by mail to Premier Tech's head office at 1, avenue Premier, Rivière-du-Loup, Québec, G5R 6C1 or by facsimile at (418)-862-6642.

Upon receipt of this notice, Premier Tech will examine the situation and, if necessary, take appropriate corrective measures in accordance with the terms of the present warranty.

4. General Exclusions

The following damages or problems are excluded from the warranty:

- (a) Any damage or problem caused by a fortuitous event or "force majeure", such as, without limiting the generality of the foregoing, earthquake, flood, hurricane, landslide, explosion or dynamiting;
- (b) Any damage or problem caused by the fault or act of a third party;

(c) Any damage or problem arising from a defective installation carried out by a person trained by Premier Tech, or any installation, modification, correction or addition carried out by a person not trained by Premier Tech;

(d) Any damage or problem arising from any installation, modification, correction or addition to the treatment system carried out after installation of the Ecoflo® Biofilter STB-650B(-UV) or STB-650BR(-UV) without Premier Tech's prior written approval;

(e) Any damage or problem caused by the use of a septic tank which does not comply with the applicable regulations and/or with Premier Tech's specifications, as described in this owner's manual;

(f) Any damage or problem, if it is demonstrated that the Ecoflo® Biofilter STB-650B(-UV) or STB-650BR(-UV) has not been used in accordance with the instructions and guidelines contained in the owner's manual;

(g) Any damage or problem, if the maintenance of the Ecoflo® Biofilter STB-650B(-UV) or STB-650BR(-UV) has not been executed by a person authorized by Premier Tech in accordance with the maintenance agreement;

(h) Any damage or problem caused by the fault or action of the Customer or the Customer's Successors including, without limiting the generality of the foregoing, refusal to allow access to the system for maintenance;

(i) Any damage or problem, if it is found that the Customer has modified or changed the use of the property served by the Ecoflo® Biofilter STB-650B(-UV) or STB-650BR(-UV) resulting in the alteration of the nature or quality of wastewater being treated and/or that constitutes a violation of the applicable regulations;

(j) Any damage or problem caused and/or resulting of the works performed in order to access to the Ecoflo® Biofilters STB-650B(-UV) and STB-650BR(-UV), including, without limiting the generality of the foregoing, excavation, snow-removal or demolition;

(k) Any damage or problem resulting from site's and/or soil's prior condition not reported or not properly reported to Premier Tech by the Customer or the person performing the site investigation.

5. Particular Exclusions

It is further expressly understood that the Customer may not carry out or cause to be carried out any repair or verification of the Ecoflo® Biofilters STB-650B(-UV) and STB-650BR(-UV) sold, or attempt to carry out any work or to apply any corrective measures whatsoever to said work, before notifying Premier Tech in accordance with the provisions of section 3 of this warranty and before Premier Tech has visited the site to verify the situation, within a reasonable time following receipt of said notice.

If the Customer carries out or causes to be carried out repairs, or attempts to carry out any work or to apply corrective measures of any kind whatsoever to the Ecoflo® Biofilters STB-650B(-UV) and STB-650BR(-UV) sold, without prior authorization by Premier Tech, this warranty shall be considered null and void and Premier Tech shall be considered completely discharged from any and all of its obligations under this warranty.

CERTIFICATE OF WARRANTY FOR ECOFLO® BIOFILTERS STB-650B(-UV) and STB-650BR(-UV)

6. Indemnities and damages

Premier Tech's liability and obligations under this warranty shall be in any event limited to the replacement of the filter media and/or of one or several components of the Ecoflo® Biofilters STB-650B(-UV) and STB-650BR(-UV) as well as the supply of the required labour, if applicable, in accordance with sections 3 and 4.

7. Limitation of Liability

Premier Tech may not be held liable for any other damage sustained by the Customer. Premier Tech's obligation for compensation or indemnification shall be limited to the provisions of section 6 of this warranty.

8. Transfer of Ownership

In the event of transfer of ownership, sale, assignment or any other type of disposition of Customer's property to a third party, this warranty shall continue to apply only if the Subsequent Purchaser or its Successor confirms, by transmitting to Premier Tech the attached "Notice of Warranty Transfer", within a reasonable delay, that he/she is the new owner of the property, he/she understands and is aware of the content of this warranty certificate and accepts its terms and conditions.

The person proceeding to the transfer of the property, sale, assignment or any other type of disposition, undertakes to hand over to the Subsequent Purchaser or its Successor, the warranty certificate remitted upon completion of the work, as well as the owner's manual and, when applicable, the maintenance and environmental monitoring program for the Ecoflo® Biofilters STB-650B(-UV) and STB-650BR(-UV).

Default to respect the conditions of the present Section 8 may cause, at Premier Tech's discretion, abandonment or rejection of the present warranty.

9. Inspection

The Customer and/or the Customer's Successors shall allow Premier Tech or its duly authorized representative to carry out all necessary monitoring and inspection as required for implementation of this warranty.

If the Customer or the Customer's Successors request the execution of the present warranty and that it is found after inspection and verification that the Ecoflo® Biofilter STB-650B(-UV) or STB-650BR(-UV) is performing in accordance with the standards and specifications of Premier Tech, a minimum charge of \$150 plus direct expenses shall be paid by the Customer and/or the Customer's Successors for the cost of such inspection. Otherwise, no charge shall be billed by Premier Tech.

10. Interpretation

The terms of this warranty shall be interpreted and governed by the law in force in the Province of Quebec and the provisions of this Agreement.

11. Priority of the Certificate of Warranty

In case of contradiction between this warranty and any other documents and/or contracts entered into between the Customer and Premier Tech, this warranty shall prevail.

12. Subsequent Purchasers and Successors

Subject to the provisions of this warranty and of section 8 in particular, this warranty shall continue to apply to the Subsequent Purchasers and Customer's Successors and shall continue to have full effect until the end of the agreed warranty period provided for in section 2 of this certificate.

Notice of Warranty Transfer

Name of the Former Owner : _____

I, the undersigned _____ hereby declare that I have acquired the property located at

_____ *number street*

_____ *City*

_____ *Province*

_____ *Postal code*

(_____) _____
Phone number

I have read and I understand the warranty provided by Premier Tech Technologies Ltd for the Ecoflo® Biofilter. I wish to benefit from this warranty for the remaining period, if any; I accept to be bound by this warranty and by any and all of the clauses, undertakings and conditions set forth therein; I have had the opportunity to examine the Ecoflo® Biofilter and declare myself satisfied with it at the time of this transfer.

I ask Premier Tech Technologies Ltd to take note of this transfer of ownership.

Signature : _____

Date : _____

Name of new owner: (print) _____