

# Ecoflo® Biofilter - Concrete shell (-FDi)

## Residential Owner's Manual - Quebec

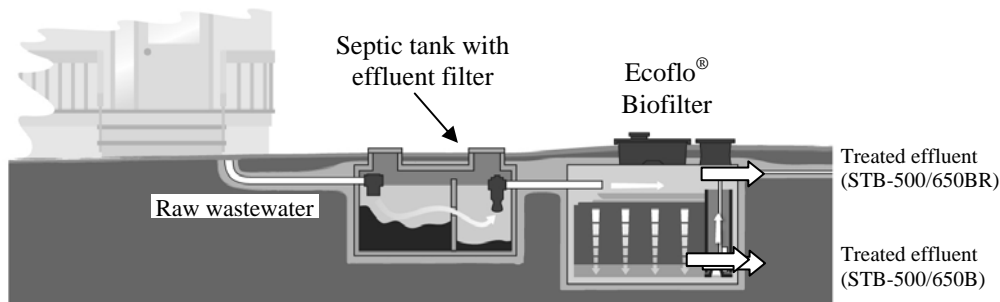
Congratulations on your purchase of an **Ecoflo® Biofilter** system from **Premier Tech Environment (PTE)**. With the **Ecoflo® Biofilter** system, you have wisely chosen to protect your health and your environment. This manual contains operating instructions, usage and maintenance guidelines and the warranties for models **STB-500B**, **STB-650B**, **STB-500BR** and **STB-650BR** certified under **Standard NQ 3680-910** for an advanced secondary treatment system (**Class III**) and **STB-500B-FDi**, **STB-650B-FDi**, **STB-500BR-FDi** and **STB-650BR-FDi** certified under the same standard for a tertiary treatment with disinfection (**Class V**). For additional information, please contact our Customer Service Department at **1 800 632-6356**.

### A) Ecoflo® Biofilters STB-500/650B and STB-500/650BR (Class III System)

#### Operating principle

The Ecoflo® Biofilter models STB-500/650B and STB-500/650BR are made of a concrete shell enclosing a natural filtering media composed of two specific layers (bottom and top layers) to purify the wastewater from a septic tank before it is discharged into the environment.

The Ecoflo® Biofilter's operating principle allows for permanent and intermittent use, with no specific precautions and no impact on the quality of the treatment. No action is required from the owner to start the system; however, he must ensure that all **Guidelines for use** described herein are respected.



Your complete septic installation includes a septic tank equipped with an effluent filter (EFT-080 from PTE, PL-122 from Polylok or EF-6 from Tuf-Tite) in accordance with the Standard NQ 3680-910 certification of the Ecoflo® Biofilter, one or more Ecoflo® Biofilters, as well as any other component needed for your type of installation (a pumping station or a flow divider or a tertiary treatment unit).

The model and the number of Ecoflo® Biofilters are determined by the number of bedrooms in the residence and according to the residence's total daily wastewater flow or the domestic wastewater from any other type of building.

The table below indicates the capacity of the Ecoflo® Biofilters:

Number of bedrooms	Total daily flow (liter)	Number of Ecoflo® Biofilters	
		STB-500B/BR	STB-650B/BR
1	540	1	-
2	1080	1	-
3	1260	-	1
4	1440	-	1
5	1800	2	-
6	2160	2	-

The Ecoflo® Biofilter models comply with the requirements and are certified according to **Class III** (advanced secondary treatment) as described in Standard NQ 3680-910 of the Bureau de Normalisation du Québec (BNQ).

## Guidelines for use

---

### Type of wastewater that can be treated by an Ecoflo® Biofilter:

Domestic wastewater (for example: wastewater from isolated dwellings)

### IT IS RECOMMENDED THAT YOU NOT flush any of the following down the toilet:

- Water softener backwash;
- Oil and grease (motor oil, cooking oil, etc.);
- Wax and resins;
- Paints and solvents;
- Petroleum products;
- Any kind of pesticide;
- Any kind of septic tank additive;
- Toxic substances;
- Anything not easily biodegradable (for example, coffee beans, cigarette butts, sanitary napkins, tampons, condoms, cotton swab, etc.).



### AND

- **NEVER** cover or bury the access lids of the Ecoflo® Biofilter.
- **NEVER** open or go inside the Ecoflo® Biofilter without prior authorization.
- **DO NOT** use more than **ONE (1) RISER PER ACCESS** on the Ecoflo® Biofilter STB-650B/BR: **ONE (1) PTE STR-080** extension kit on the main access and **ONE (1) PTE STR-080SP** on the secondary access.
- **NEVER** plant trees within 5 m (16.4') of the lid of the Ecoflo® Biofilter and within 2 m (6.5') of the absorption bed.
- **NEVER** connect a drain pipe, roof gutter, sump pump or air conditioner drain to the septic system.
- **DO NOT** let anything accumulate on top of the septic system (for example, blown snow). The overload can damage your system.
- **NEVER** use an automatic toilet bowl cleaner.

By respecting these guidelines, you contribute to the proper functioning of your septic installation and increase the chances of lengthening the life of your Ecoflo® Biofilter's filtering media.

### Owner's Responsibility

The owner must respect all existing laws and regulations regarding the effluent quality of the system and its discharge into the environment.

### Keep heavy weights off your septic installation

Never drive vehicles or place objects weighing more than 225 kg (500 lb.) within 5 m (16.4') of the lid of your Ecoflo® Biofilter system. If you are planning to do some landscaping or any other type of work, **make sure you advise those involved** so they do not damage your septic system. **Do not let snow (shovelled or blown) accumulate on top of the septic system.** The overload could cause damage. Mark or indicate the location of your system's components.

### About your home

Your home must be equipped with an air vent that is in proper working order and the plumbing must comply with the applicable standards of the building code in your location. Premier Tech Environment strongly recommends using a 100 mm Ø (4") pipe for the air vent. Any change in the use of your home or any modification to your Ecoflo® Biofilter must be authorized by the local authorities, and Premier Tech Environment must be advised. If this condition is not fully respected, the warranty for your Ecoflo® Biofilter will be null and void.

# Maintenance

## Ecoflo® Biofilter

As stipulated in section 3.3 “Maintenance Contract” and section 87.10 “Installation, Use and Maintenance,” of the *Regulation respecting wastewater disposal systems for isolated dwellings (Q-2, r.8)*: **“The owner of a treatment system referred to in sections 11.1, 16.1, 87.7 or 87.13 must have a binding contract with the system manufacturer, the manufacturer’s representative or a qualified third person in which it is stipulated that minimum annual maintenance will be performed on the system.”** “The owner of the system must deposit a copy of the contract with the local municipality in which the isolated dwelling or the other building served by the treatment system is situated” and “any advanced secondary treatment system must be installed, used and maintained in accordance with the manufacturer’s manuals.”

Annual maintenance is essential for your Ecoflo® Biofilter to operate properly. Therefore, your Biofilter must be serviced annually for the duration of its useful life. The first year maintenance charges are already included in the purchase price of your Ecoflo® Biofilter. To ensure continuing warranty coverage of your system, the maintenance agreement on your Ecoflo® Biofilter must be renewed. The cost of the agreement will be determined by PTE at the time of renewal.

Annual maintenance of your Ecoflo® Biofilter is carried out by our local PTAqua partner network. This service includes a visual inspection of all components and a verification of the operation and maintenance of the filtering media. **For maintenance purposes and to replace the filtering media, you must ensure easy access to your system’s lid.** You will be given a maintenance record after each inspection. Keep it with this manual in a safe place.



**At the end of its ten (10) years of useful life, your Ecoflo® Biofilter’s filtering media must be changed before the system’s purification capacity begins to deteriorate.** The filtering media is easily pumped out with a truck used to empty septic tanks and the new filtering media is installed by an authorized agent. Before the filtering media is replaced, the condition of the filter is thoroughly analyzed by one of our specialists. If the filtering media has not been abused and the guidelines for use have been respected, the filtering media might not be changed and can be used for an additional year.

## Septic tank

Empty your septic tank regularly. This helps keep your septic system in proper working order. It is essential to comply with the requirements for septic tank maintenance described in the *“Regulation respecting wastewater disposal systems for isolated dwellings.” (Q-2, r.8)*.

If your home is equipped with a garbage disposal or a sewage pump, we strongly recommend emptying your septic tank more frequently. The use of this kind of equipment increases the amount of sludge in the septic tank.

To have a complete record of your septic system maintenance, we recommend that you keep the proof of pumping (invoice) with this Owner’s Manual.

## Particulars of the Ecoflo<sup>®</sup> Biofilter model STB-500/650BR (with a pump)

The Ecoflo<sup>®</sup> Biofilter STB-500/650BR integrates a pumping station that raises the treated effluent to an appropriate disposal method (polishing field, tertiary treatment unit or watercourse) in accordance with existing regulations. The electro-mechanical components included in this system are:

### Visual and audio alarm system

The pumping station is equipped with a high-water-level float connected to an alarm system. This alarm system must be installed inside the residence (home) so to be heard when it is activated. The following information describes how this system operates.

The visual alarm indicator (red light) comes on when the water level is unusually high. A verification must then be performed.

The “**TEST**” button lets you check if the alarm system is working properly. When the test is done, the visual indicator (red light) and the audio alarm should come on.



**High-water-level alarm  
for pumping station**

If the alarm comes on because of a high-water level, call Premier Tech Environment for support. The alarm can be turned off by pressing the “**SILENCE**” button.

During a power failure, the alarm system will function with a backup 9-volt alkaline battery (not included).

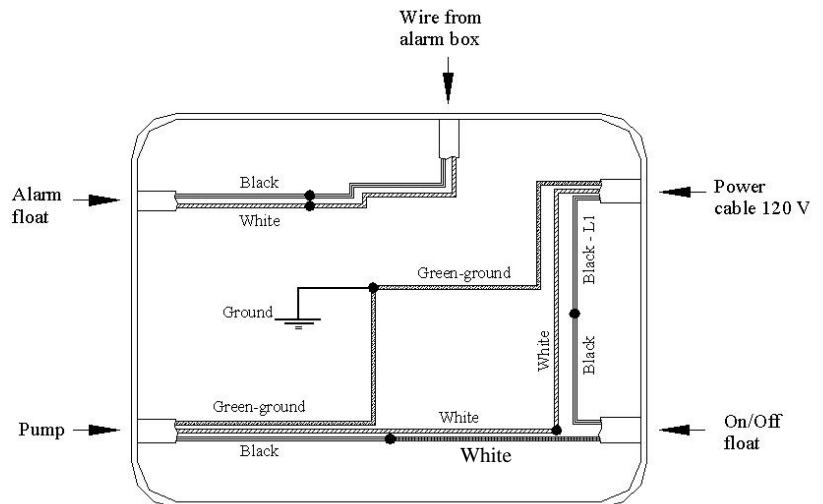
**NOTE: Replace the emergency battery every 12 months, each time the alarm is activated or whenever there is a power failure.** When the battery is low, short beeps will be heard at a frequency of one beep per minute. If this occurs, replace the battery immediately.

### To replace the battery:

- Unplug the alarm panel and remove it from the wall (the battery is located on the side of the panel).
- Open the battery cover and replace the battery with a new 9-volt NiCd type battery.
- Close the battery cover, reinstall the alarm panel and plug it in.
- If the alarm activates at start up, press the **RESET/TEST** button to initialize it.

### Pump and alarm power box

All electrical connections must be done by a certified electrician and using seal connectors is mandatory. Premier Tech Environment recommends installing the power box on top of the insulating board, in the access to the pump, to avoid problems with humidity.



## What to do in case of...

---

### **Flooding**

Certain sites are prone to flooding or have a high groundwater table level. This can cause the Ecoflo® Biofilter or any other septic system to malfunction. If this happens, contact Premier Tech Environment.

### **Backflow**

Backflow rarely occurs in homes. It is generally caused by poor septic tank maintenance. Your septic tank installer or septic tank pumper can generally take care of the situation.

### **Odours**


The position of the air vent or other factors unrelated to the Ecoflo® Biofilter itself can prevent septic gases from dispersing properly and lead to odours. If this happens, contact Premier Tech Environment to help resolved the situation.

**IF YOU HAVE A PROBLEM, QUESTION OR COMMENT, DO NOT HESITATE TO  
CONTACT OUR CUSTOMER SERVICE DEPARTMENT AT  
1 800 632-6356**

## B) Ecoflo® Biofilter STB-500/650B-FDi and STB-500/650BR-FDi (Class V System)

The Ecoflo® Biofilter, models STB-500/650B-FDi and STB-500/650BR-FDi, is a tertiary treatment system with disinfection. The system is **Standard NQ 3680-910 (Class V)** certified and includes a septic tank, an effluent filter, an Ecoflo® Biofilter and a **Disinfection Filter (FDi)**. All information relative to the operation, use and maintenance of the septic tank, the effluent filter and the Ecoflo® Biofilter are provided in Section A of this manual. This section provides the information related the Disinfection Filter (FDi).

### Operating principle



Your complete septic installation includes a septic tank equipped with an effluent filter (EFT-080 from PTE, PL-122 from Polylok or EF-6 from Tuf-Tite) in accordance with the Standard NQ 3680-910 certification of the Ecoflo® Biofilter, 1 or 2 Ecoflo® Biofilters, one Disinfection Filter (FDi), as well as any other component needed for your type of installation (a pumping station or flow divider).

The FDi is designed to reduce the concentration of pathogenic organisms at the effluent of the Ecoflo® Biofilter in locations where infiltrating the water in a polishing field is not possible. The Disinfection Filter (FDi) consists of a horizontal sand filter fed vertically in the inlet zone with a low pressure distribution system. It is contained in an impervious membrane and the sand used is specifically sized for high disinfection performance. The system also includes an aeration device, a collection system for the treated water and a recirculation tank. The FDi's components are delivered in pre-fabricated kits, which facilitates installation and ensures the quality of the system.

At the outlet of the Ecoflo® Biofilter, the water is directed to the FDi to attain a “tertiary treatment level with disinfection” (Class V). The FDi is equipped with an inlet zone that vertically feeds the sand filter. This zone consists of a layer of clean crushed stone resting on a layer of filter sand. In the case of a concrete Ecoflo® Biofilter STB-500/650BR, the effluent is applied to the inlet zone by means of a pump and a low pressure distribution system. The feed system ensures optimal distribution of the water over the entire surface of the FDi's inlet zone. Once the water has percolated vertically through the sand layer, it then trickles slowly over the entire length of the FDi. A collection pipe then directs the water to a method of final disposal using a device that recirculates the water to the FDi's inlet and also collects a sample of the treated effluent.

The FDi's operating principle allows for permanent and intermittent use, with no specific precautions and no impact on the quality of the treatment. No action is required from the owner to start the system; however, he must ensure that all *Guidelines for Use* described herein are respected.

As defined in Standard NQ 3680-910 of the Bureau de Normalisation du Québec (BNQ), the Ecoflo® Biofilters STB-500/650B-FDi and STB-500/650BR-FDi models are **Class V** certified (tertiary treatment with disinfection).

The dimensions of the FDi, its model and the number of Ecoflo® Biofilters (refer to Section A of this manual) are determined by the number of bedrooms in the residence and according to the residence's total daily wastewater flow or the domestic wastewater from any other type of building. The table below indicates the dimensions of the FDi in relation to the treatment capacity. For the capacity of Ecoflo® Biofilters STB-500/650B and STB-500/650BR models, please refer to Section A of this manual.

**Dimensions of the FDi**

Number of bedrooms	Total daily flow (litre)	Length of bed	Width of bed
2 or fewer	1080	7 m	4.8 m
3	1260		5.6 m
4	1440		6.4 m
5	1800		2 x 4.0 m sections
6	2160		2 x 4.8 m sections

## Guidelines for use

---

### Type of water that can be treated with the Disinfection Filter (FDi):

**Treated domestic water that must be from an Ecoflo® Biofilter** that is Standard NQ 3680-910 Class III certified, which corresponds to an advanced secondary treatment level.

- **NEVER** operate a vehicle on the FDi and make sure everyone in charge of the landscaping knows this.
- **NEVER** cover or bury the access lid of the recirculation tank.
- **NEVER** plant a tree within 2 m of the FDi or its discharge zone.

To know the exact location of your septic system, refer to the implementation plans provided by the consultant. For guidelines on the Ecoflo® Biofilter and the septic tank, refer to Section A of this manual.

### Drinking water treatment system:

If your home is equipped with a drinking water treatment system (for example, a water softener, a greensand filter, etc.), **it is strictly forbidden to empty the backwash from such systems into the septic tank of an Ecoflo® Biofilter model STB-500/650B-FDi or STB-500/650BR-FDi.**

### FDi Discharge Zone

When work is undertaken after the installation is completed (for example, landscaping, maintenance of the lot, etc.), it is imperative that the owner ensure that the system is draining properly. This can be done by ensuring that the gravel area that makes up the discharge zone is never blocked.

### Owner's responsibility

The owner must respect the existing laws and regulations related to the quality of the effluent from the system and its discharge into the environment.

### About your home

Your home must be equipped with an air vent that is in proper working order and the plumbing must comply with the applicable standards of the building code in your location. Premier Tech Environment strongly recommends using a 100 mm Ø (4") pipe for the air vent. Any change in the use of your home or any modification to your Ecoflo® Biofilter STB-500/650B-FDi or STB-500/650BR-FDi must be authorized by the local authorities, and Premier Tech Environment has been advised. If this condition is not fully respected, the warranty for your Ecoflo® Biofilter STB-500/650B-FDi or STB-500/650BR-FDi will be null and void.

## Maintenance and effluent analysis

---

### Septic Tank

Refer to Section A of this manual.

### Ecoflo® Biofilter

Refer to Section A of this manual.

### Disinfection Filter (FDi)

Article 87.16 of the *Regulation respecting wastewater disposal systems for isolated dwellings (Q-2, r.8)* stipulates that a tertiary treatment system must be installed, used and maintained in accordance with the manufacturer's guidelines.

Article 87.39.1 of the *Regulation respecting wastewater disposal systems for isolated dwellings (Q-2, r.8)* further stipulates that the **owner** of a tertiary treatment system with **disinfection must, at least once every 6 months, have a sample of the effluent from the system analyzed to determine the effluent's fecal coliform concentration.** The owner must keep the analysis reports for 5 years and make them available to the Minister of Sustainable Development, Environment and Parks as well as to the municipality in the territory in which the treatment system is located. It should be noted that the FDi does not require any maintenance. However, according to product's BNQ certification, an annual inspection is mandatory. As mentioned above, the analysis of an effluent sample is also required. For more information and available services, please contact our Customer Service Department.


# Characteristics of the Disinfection Filter (FDi)

The Disinfection Filter includes a recirculation tank that recirculates the treated water to that system’s inlet zone. As described below, some electro-mechanical components are included with the recirculation tank.

The recirculation tank is equipped with a pump, a float to turn off the pump if the level is too low and an alarm float. The floats and the pump are connected to a control box. This control box must be installed inside the residence (home) so it can be visible if the system’s light indicator (red light) is activated. The following information describes how the components inside the control box work.

The light indicator (red light) comes on when there is a problem with the recirculation of the water. The system should be checked.

If the light indicator is activated, contact Premier Tech Environment’s Customer Service Department.



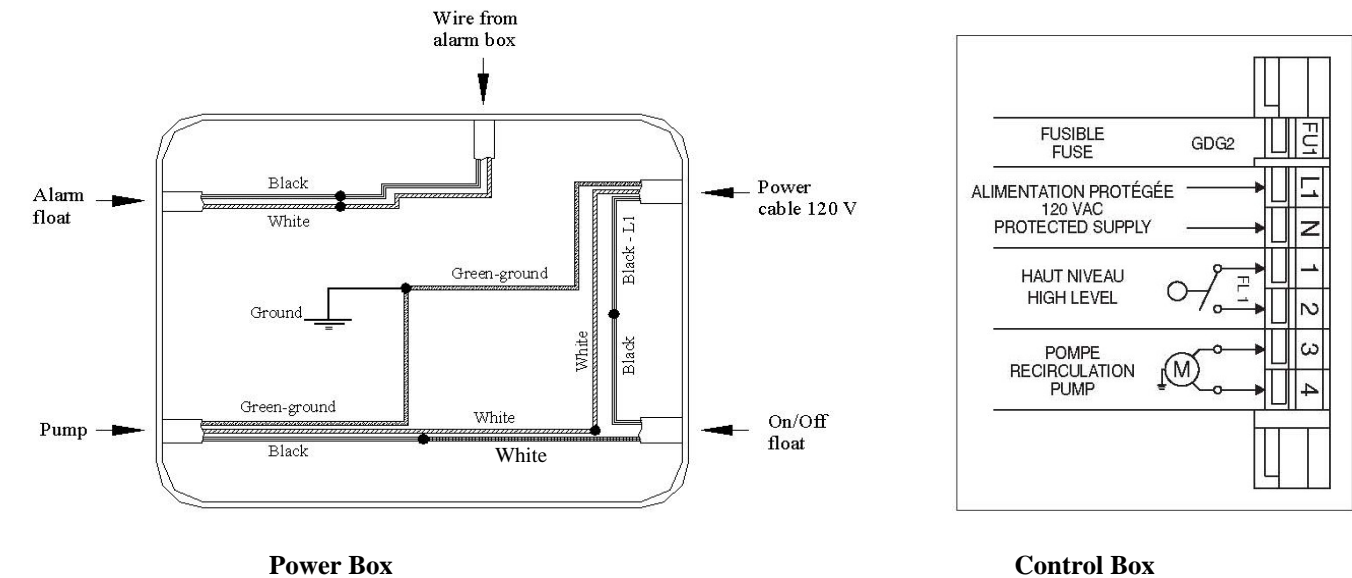
The light indicator can be deactivated by pressing the “**RÉARMEMENT / RESET**” button. (See illustration on the left).

The “**RÉARMEMENT / RESET**” button also allows you to check whether or not the water is recirculating properly and, as such the physical state of the FDi. To do this, press the “**RÉARMEMENT / RESET**” button and hold it down for 5 seconds.

Control Box for the recirculation tank

## Power Supply Connections

All electrical connections must be done by a certified electrician, and using seal connectors is mandatory. Premier Tech Environment recommends installing the power box outside the recirculation tank, on a post above ground so the box won’t become submerged and will accessible at all times.





## What to do in case of ...

---

### Flooding

Certain sites are prone to flooding or have a high groundwater table level. This can lead to a malfunction of the Ecoflo® Biofilter STB-500/650B-FDi or STB-500/650BR-FDi or any other septic system. If this happens, contact Premier Tech Environment.

### Backflow

Backflow rarely occurs in homes. It is generally caused by poor septic tank maintenance. Your septic tank installer or septic tank pumper can generally take care of the situation.

### Odours

The position of the air vent or other factors unrelated to the Ecoflo® Biofilter itself can prevent septic gases from dispersing properly and lead to odours. If this happens, contact Premier Tech Environment to help resolved the situation.

**IF YOU HAVE A PROBLEM, QUESTION OR COMMENT, DO NOT HESITATE TO CONTACT  
OUR CUSTOMER SERVICE DEPARTMENT AT  
1 800 632-6356**



**Premier Tech  
Environnement**

☎ 1 800 632-6356  
☎ 418 862-6642  
✉ [pte@premiertech.com](mailto:pte@premiertech.com)  
🌐 [www.ptenv.com](http://www.ptenv.com)

---

Les renseignements contenus dans ce document sont fondés sur l'information la plus récente disponible au moment de sa publication et sont destinés à vous présenter de façon générale nos produits. Nous ne garantissons ni ne faisons quelque représentation quant à l'exactitude de ces renseignements. Nous améliorons régulièrement nos produits et nous nous réservons le droit de modifier, d'ajouter ou de changer les spécifications techniques et les prix de ces produits sans préavis. Ecoflo® est une marque de commerce de Premier Tech Itée. Le Biofiltre Ecoflo® est protégé par des brevets : Canada 2 149 202, 2 022 097 et 2 499 637 (instance de brevet), USA 5 618 414, 5 206 206 et 7 097 768 et Europe 0 836 585 et 1 539 325.

© Premier Tech Itée, 2008

# Certificate of Warranty for Ecoflo® Biofilters STB-650B/BR-FDi

## 1. PREAMBLE

Premier Tech Technologies Ltd. (hereinafter called "Premier Tech") is proud to provide its customers with an exclusive wastewater treatment system guaranteed by an innovative Warranty.

For the application and interpretation of this Warranty, "Customer" shall mean the person who has purchased an Ecoflo® Biofilter STB-500/650B (-FDi) (with or without disinfection tertiary treatment) or STB-500/650BR (-FDi) (with or without disinfection tertiary treatment) (hereinafter called "Initial Purchaser"), for a residential installation, as well as any subsequent purchaser (hereinafter called "Subsequent Purchaser(s)"), in accordance with the provisions of Section 8 of this Warranty. "Successor(s)" shall mean any other person entitled to exercise the same rights as the Customer under the law.

## 2. NATURE OF THE WARRANTY

### 2.1. Ecoflo® Biofilters

Premier Tech warrants to the Customer that the filtering media of the Ecoflo® Biofilter STB-500/650B (-FDi) or STB-500/650BR (-FDi) shall function properly for a period of ten (10) years from the date of purchase by the Initial Purchaser (proof of purchase required) provided the septic tank installed upstream from the Ecoflo® Biofilter is equipped with an effluent filter.

Premier Tech also warrants the concrete components and other components of the Ecoflo® Biofilter STB-500/650B (-FDi) or STB-500/650BR (-FDi), except for the components described in Sections 2.2 and 2.3 below, against any manufacturing defect for a period of twenty (20) years from the date of purchase by the Initial Purchaser (proof of purchase required).

### 2.2. Pump

The pump or pumps (including floats) included in the Ecoflo® Biofilter STB-500/650B (-FDi) or STB-500/650BR (-FDi) is/are guaranteed for two (2) years (parts and labour), from the date of purchase by the Initial Purchaser (proof of purchase required).

### 2.3. Disinfection Filter (-FDi)

Premier Tech also warrants any and all parts of the Disinfection Filter (-FDi) sold by Premier Tech and supplied during the purchase of the Ecoflo® Biofilter STB-500/650B (-FDi) or STB-500/650BR (-FDi), except the pump or pumps and the filter sand, against any manufacturing defect for a period of two (2) years from the date of purchase by the Initial Purchaser (proof of purchase required) provided such FDi was installed according to the installation, maintenance and usage instructions described in the Installation Guide and the Owner's Manual.

This Warranty of effectiveness, sound manufacture and durability is provided by Premier Tech to the Customer in addition to the legal Warranty or other Customer's rights, in accordance with any applicable law.

Premier Tech's conventional Warranty is expressly limited to the text of this Certificate and valid provided the Ecoflo® Biofilter was installed in accordance with applicable regulations and with the manufacturer's recommendations.

## 3. NOTICE

For this Warranty to be valid, the Customer must notify Premier Tech in writing immediately upon the appearance of any indication of an anomaly or irregularity in the Ecoflo® Biofilter STB-500/650B (-FDi) or STB-500/650BR (-FDi).

Such notice shall be mailed to Premier Tech Head Office at 1, avenue Premier, Rivière-du-Loup, Québec, G5R 6C1, CANADA or by facsimile at (418) 862-6642.

Upon receipt of this notice, Premier Tech shall examine the situation and, if necessary, take appropriate corrective measures in accordance with the terms of this Warranty.

## 4. GENERAL EXCLUSIONS

The following damages or problems are excluded from the warranty:

(a) Any damage or problem caused by a fortuitous event or "force majeure," such as, without limiting the generality of the foregoing, an earthquake, a flood, frost, hurricane, landslide, explosion or dynamiting;

(b) Any damage or problem caused by the fault or act of a third party including, without limiting the generality of the foregoing, the execution of landscaping work;

(c) Any damage or problem arising from a defective installation carried out by a person trained by Premier Tech, or any installation, modification, correction or addition carried out by a person not trained by Premier Tech;

(d) Any damage or problem arising from any installation, modification, correction or addition to the treatment system carried out after installation of the Ecoflo® Biofilter STB-500/650B (-FDi) or STB-500/650BR (-FDi) without prior written approval from Premier Tech;

(e) Any damage or problem caused by the use of a septic tank that does not comply with the applicable regulations and/or with Premier Tech's specifications, as described in the Owner's Manual;

(f) Any damage or problem, if it is shown that the usage of the Ecoflo® Biofilter STB-500/650B (-FDi) or STB-500/650BR (-FDi) was not in accordance with the instructions and guidelines described in the Owner's Manual;

(g) Any damage or problem, if the maintenance of the Ecoflo® Biofilter STB-500/650B (-FDi) or STB-500/650BR (-FDi) was not carried out by a person authorized by Premier Tech, in accordance with the Maintenance Agreement;

(h) Any damage or problem caused by an omission or act of the Customer or the Customer's Successors including, without limiting the generality of the foregoing, refusal to allow access to the system for maintenance;

(i) Any damage or problem, if it is found that the Customer or the Customer's Successors have modified or changed the use of the property serviced by the Ecoflo® Biofilter STB-500/650B (-FDi) or STB-500/650BR (-FDi) resulting in the alteration of the nature or quality of wastewater being treated and/or that constitutes a violation of the applicable regulations;

(j) Any damage or problem caused by and/or resulting from the work carried out to access to the Ecoflo® Biofilter STB-500/650B (-FDi) or STB-500/650BR (-FDi), including, without limiting the generality of the foregoing, excavation, snow removal or demolition;

(k) Any damage or problem resulting from condition of the site or of the soil and not reported or not properly reported to Premier Tech by the Customer or the person undertaking the site investigation.

# Certificate of Warranty for Ecoflo® Biofilters STB-650B/BR-FDi

## 5. PARTICULAR EXCLUSIONS

It is further expressly understood that the Customer may not carry out or cause to be carried out any repair or verification of the Ecoflo® Biofilter STB-500/650B (-FDi) or STB-500/650BR (-FDi) sold to him, or attempt to carry out any work or to apply any corrective measures whatsoever to said work, before notifying Premier Tech in accordance with the provisions of Section 3 of this Warranty and before Premier Tech has visited the site, within a reasonable time following receipt of said notice, to assess the situation.

If the Customer carries out or causes to be carried out repairs, or attempts to repair or to apply corrective measures of any kind whatsoever to the Ecoflo® Biofilter STB-500/650B (-FDi) or STB-500/650BR (-FDi) sold to him without prior authorization by Premier Tech, this Warranty shall be considered null and void and Premier Tech shall be considered completely discharged from any and all of its obligations under this Warranty.

## 6. INDEMNITIES AND DAMAGES

Subject to the application of the provisions and exclusions provided for in this Warranty, Premier Tech's liability and obligations regarding any corrective measure carried out or any attempt to correct an indicated problem shall be limited to replacing the filtering media and/or one or several components of the Ecoflo® Biofilter STB-500/650B (-FDi) or STB-500/650BR (-FDi) and to supplying the required labour, if applicable.

## 7. LIMITATION OF LIABILITY

Premier Tech's compensation or indemnification obligation shall be limited to the provisions of Section 6 of this Certificate of Warranty and Premier Tech shall not be held liable for any other damage or loss that may have been suffered or incurred by the Customer or any third party in connection with the Ecoflo® Biofilter STB-500/650B (-FDi) or STB-500/650BR (-FDi).

## 8. TRANSFER OF OWNERSHIP

In the event of transfer of ownership, sale, assignment or disposal in any way whatsoever of the Customer's property to a third party, this Warranty shall continue to apply if and only if the Subsequent Purchaser or the Successor confirms, by forwarding the attached "Notice of Warranty Transfer" to Premier Tech within a reasonable delay, that he/she is the new owner of the property, he/she understands and is aware of the content of this Certificate of Warranty and accepts its terms and conditions.

The person who proceeds with the transfer, sale, assignment or disposal of any way whatsoever of the property undertakes to hand over to the Subsequent Purchaser or the Successor the Certificate of Warranty provided upon completion of the work, as well as the Owner's Manual and, if applicable, the Maintenance and Environmental Monitoring Program for the Ecoflo® Biofilter STB-500/650B (-FDi) or STB-500/650BR (-FDi).

Failure to abide by the terms and conditions of Section 8 of this Certificate of Warranty may, at Premier Tech's discretion, render it invalid or to be rejected.

## 9. INSPECTION

The Customer and/or the Customer's Successors shall allow Premier Tech or its duly authorized representatives to carry out all necessary monitoring and inspections, as required, for implementation of this Warranty.

If the Customer and/or the Customer's Successors notify Premier Tech of an alleged defect or malfunction of the Ecoflo® Biofilter STB-500/650B (-FDi) or STB-500/650BR (-FDi) and that, after inspection, it is found that no such defect or malfunction exists, or, that such defect or malfunction is excluded from or does not apply to the Warranty, a minimum charge of \$150.00 plus direct expenses shall be paid by the Customer and/or the Customer's Successors for the cost of the inspection.

## 10. INTERPRETATION

The terms and conditions of this Warranty shall be interpreted according to and governed by the provisions of this Warranty and the legislation in effect in the Province of Quebec.

## 11. PRIORITY OF THE CERTIFICATE OF WARRANTY

This Warranty supersedes any contract or understanding, written or verbal, entered into between the Customer and Premier Tech. In the event of contradiction between this Warranty and any other documents and/or contracts entered into between the Customer and Premier Tech, this Warranty shall prevail.

## 12. PURCHASERS AND SUCCESSORS

Subject to the provisions of this Warranty and especially those of Section 8, this Warranty shall continue to be valid for Subsequent Purchasers and Successors and shall continue to have full effect until the end of the agreed Warranty period provided for in Section 2 of this Certificate.

### **Notice of Warranty Transfer**

Name of previous Owner: \_\_\_\_\_

I, the undersigned \_\_\_\_\_ hereby declare that I have acquired the property located at

\_\_\_\_\_

Civic Number

Street

City

Province or State

\_\_\_\_\_ ( ) \_\_\_\_\_

ZIP or Postal Code Phone number

I have read and I understand the warranty provided by Premier Tech Technologies Ltd for the Ecoflo® Biofilter. I wish to benefit from this warranty for the remaining period, if any, and from the date of the transfer of ownership, that is \_\_\_\_\_; I accept to be bound by this warranty and by any and all of the clauses, undertakings and conditions set forth therein; I have had the opportunity to examine the Ecoflo® Biofilter and declare myself satisfied with it at the time of this transfer. I ask Premier Tech Technologies Ltd to take note of this transfer of ownership.

Signature: \_\_\_\_\_ Date: \_\_\_\_\_

Name of new Owner: \_\_\_\_\_  
(please print)

Language preference: ☐ English ☐ French

New Owner's e-mail address: \_\_\_\_\_