

# PRESSURIZED FLOW DIVIDERS PFS-200R (2 OUTLETS) AND PFS-300R (3 OUTLETS)

## Installation Guide and Owner's Manual

This guide provides the information regarding the installation and the warranty of the **Pressurized Flow Dividers PFS-200R and PFS-300R** from **Premier Tech Aqua (PTA)**. For additional information, contact our customer service at 1 800 632-6356.

### TECHNICAL DATA

#### MATERIAL

PVC

#### INLET/OUTLET

**Inlet:** Crenate adapter for flexible pipe, 38 mm (1,5") nominal diameter

**Outlet:** Female outlet adapted to couplings for 100 mm (4") nominal diameter PVC pipes (DR35 or BNQ).

#### RATIO OF FLOW DISTRIBUTION

Variation of less than 5%.

#### OPERATION PRESSURE

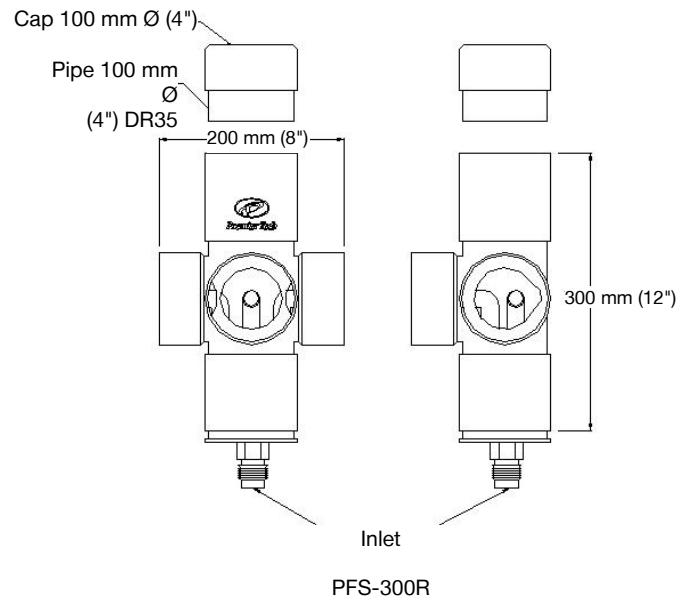
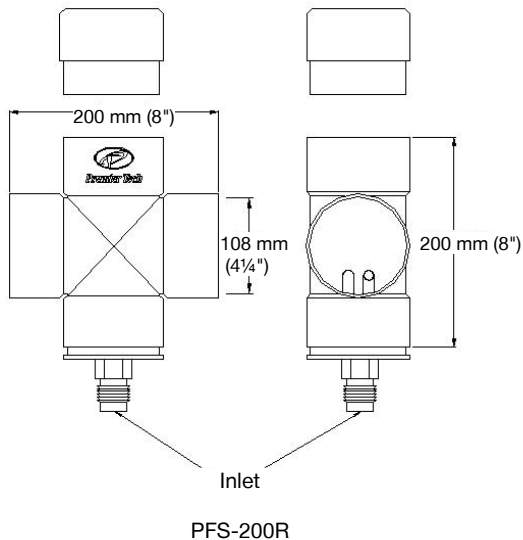
7 kPa (1 psi) minimum and 28 kPa (4 psi) maximum.

#### INCLUDED

One (1) Tee-Y adapter 100 mm Ø (4") BNQ per PFS outlet.



Pressurized Flow Divider  
PFS-300R



### INSTALLATION PROCEDURE

1. Product description and requirements
2. Location and installation
3. Warranty

## 1. PRODUCT DESCRIPTION AND REQUIREMENTS

The **Pressurized Flow Dividers PFS-200R and PFS-300R** can be used in any type of septic installation requiring distribution of effluent that has undergone preliminary treatment in a septic tank equipped with an effluent filter.

These flow dividers are fed using pressure generated by the pump and they distribute the septic tank effluent into 2 or 3 equal parts. The effluent is then directed to the treatment systems through gravity pipes.

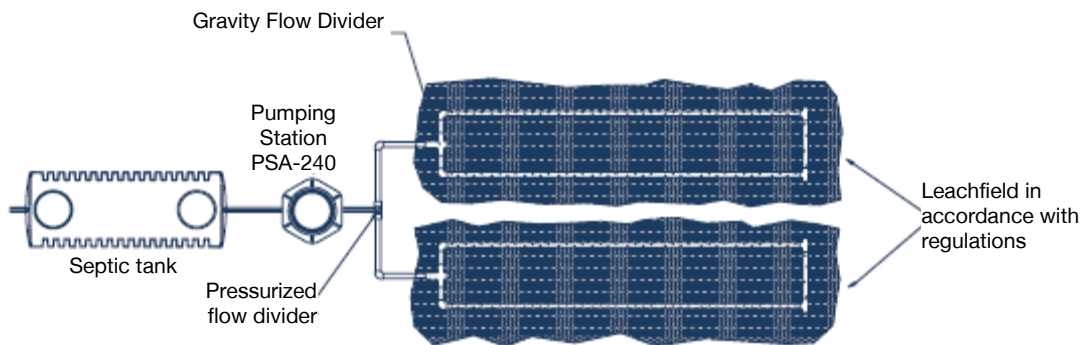
The **PFS-200** and **PFS-300** allow cluster installation of 2 to 3 **Ecoflo® Biofilters** when larger daily flows require it.

## 2. LOCATION AND INSTALLATION

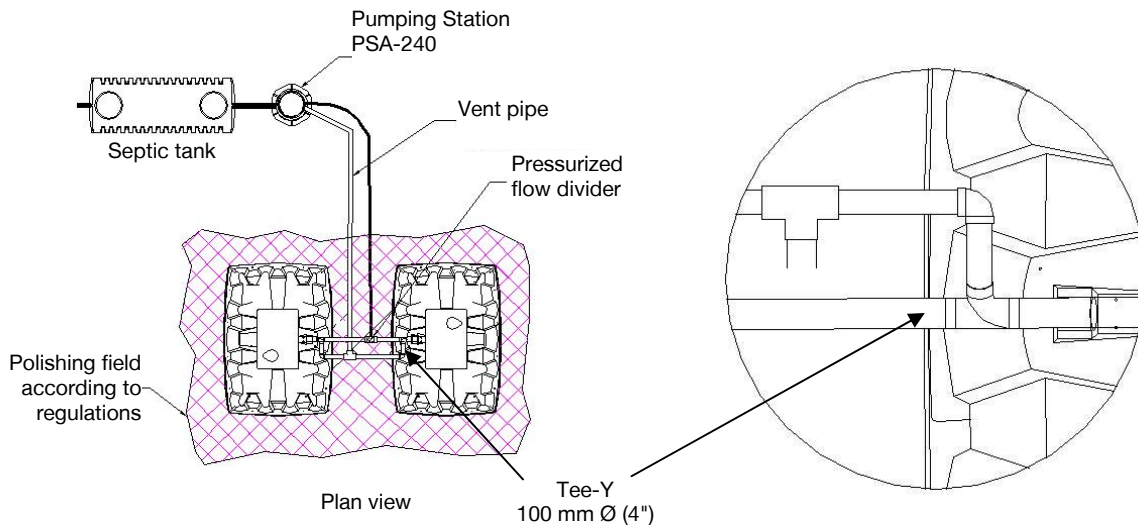
### 2.1 LOCATION

The **Pressurized Flow Divider PFS-200R and PFS-300R** are connected to the feeder pipe joining the pumping station to the treatment systems such as the **Ecoflo® Biofilters** or conventional drainfields.

#### Soil absorption system – Leachfield type



#### Ecoflo® Biofilter ST-500 or ST-650



## 2.2 INSTALLATION

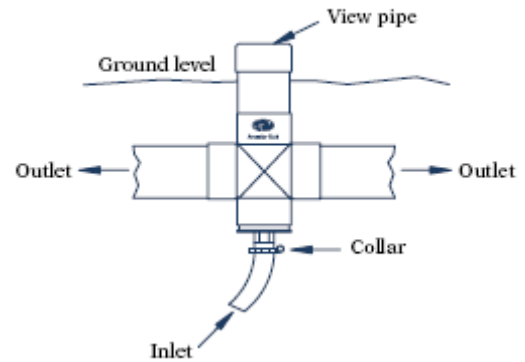
The flow divider must be installed vertically and leveled (access upward) as shown here. Connections are the same as for a standard adapter. Run the flexible piping between the outlet of the pumping station and the **PTA Pressurized Flow Divider PFS-200R or PFS-300R** (use a clamp to strengthen the connection).

Afterwards, glue the 2 or 3 outlets to the inlets of the treatment systems (e.g. **Ecoflo® Biofilters**, drainfield). The inlet pipe and the outlets must be cleaned before applying primer and PVC glue.

In an installation with **Ecoflo® Biofilters**, the connection to the biofilters inlets must be done with 100 mm Ø (4") tee-Y supplied with the flow dividers. These tee-Y allow ensuring both water supply and air circulation inside the biofilters via the building vent or via an independent vent (the air pipe being connected to the biofilter's inlet (see drawings on the previous page).

Take note that the flow divider reservoir must get completely empty between each start-up of the pump that feeds it. If the installation configuration does not allow respecting this requirement, precautions must be taken to protect the system against freezing.

It is recommended to proceed to an annual inspection of the flow divider.



## 3. WARRANTY

**Premier Tech Aqua** warrants to the Customer each part of the **Pressurized Flow Dividers PFS-200R to PFS-300R** (parts and labour) against any defects in material and workmanship for a period of one (1) year starting on the date of purchase (proof of purchase required) if the flow dividers have been installed and used according to the installation, maintenance and use instructions as described in the Installation Guide. The warranty only covers the **Pressurized Flow Dividers PFS-200R to PFS-300R** and does not extend to peripheral equipments.

### Exclusion

**Premier Tech Aqua** will not be liable for any damages, problems or expenses arising from inappropriate use of the product. This warranty will be void if product failure is due to modifications, faulty installation, improper usage or alterations.



☎ 1 800 632-6356  
☎ 418 862-6642  
pta@premiertech.com  
PREMIERTECHAQUA.COM

The information contained in this document is based upon the latest information available at the time of publication and is designed to provide you with a general introduction to our products. We make no warranties or representations as to its accuracy. We are continually updating and improving our products and reserve the right to amend, discontinue, alter or change specifications and prices without prior notice. The PTA Flow Dividers are protected under patents: Canada 2 577 238 (patent pending) and USA 7 044 165.

© Premier Tech Ltd, 2011